

INKS CATALOGUE

2024



table of contents:

about us	_____	page 4
printing inks	_____	page 5
inks additives	_____	page 6
inks specification	_____	page 7
UV-PRO inks	_____	page 8 - 62
SCREEN-PRO inks	_____	page 63 - 78
TAMPO-PRO inks	_____	page 79 - 90
TAMPO-STD inks	_____	page 91 - 106
additives	_____	page 107 - 113
consumables for screen printing	___	page 114
consumables for pad printing	_____	page 115

Name: **Inks catalogue**

Nr: **01/24/INK/ENG**

Date of publication: **01.04.2024**



about us

A few words about us.

We have been operating in the printing industry for 15 years. Today we can proudly say that we are **a one stop shop** for companies from all over the world.

What does it mean?

That with us, you can implement projects in any technology — from screen printing, hot stamping to pad printing. What's more, we automate the production process, design production lines and support the R&D process. So that together we can implement your projects in the best possible way. This is certainly evidenced by the companies with which we have implemented projects so far.



printing inks

Choosing Keller screen printing and pad printing inks, our customers gain not only the highest quality products but also a partner ready to support their success in the printing field.

Keller inks are characterized not only by excellent durability but also by precise color reproduction, making them the ideal choice for demanding screen printing and pad printing projects. Thanks to continuous technological development and strict quality control, our company delivers products that meet the expectations of even the most demanding customers.

We offer technical and advisory support to help our customers achieve excellent results in the printing process. Working with us guarantees not only the highest quality products but also professional service, allowing each project to gain a unique character and perfect execution.



UV-PRO GLASS
UV-PRO LED GLASS
UV-PRO LED 1000
UV-PRO P PLAST
UV-PRO 1000
UV-PRO FLEX 200
UV-PRO PLASTIC HG

UV-PRO COATING
UV-PRO AKTIV
UV-PRO MAX
UV-PRO PLUS
UV-PRO KEYBOARD VARNISH
UV-PRO SCRATCH OFF
UV-PRO 3D VARNISH

**UV SCREEN
PRINTING**



SCREEN-PRO SECURE
SCREEN-PRO GLASS
SCREEN-PRO COMPLEX
SCREEN-PRO MATT HR

**SCREEN
PRINTING**



TAMPO-PRO GLASS
TAMPO-PRO COMPLEX
TAMPO-PRO ROTO
TAMPO-STD HARD
TAMPO-STD SOFT
TAMPO STD GADGET
TAMPO-STD PP

**PAD
PRINTING**

inks additives

In our offer, we also have additives for graphic inks. For each ink series there are dedicated supporting and enhancing agents for printing. These include hardeners, thinners, phosphorescent powders, metallic effect agents, and more. We encourage you to explore Keller's offerings, and in case of any questions, our R&D department will be happy to assist in selecting the appropriate additive for your needs.



METALLIC EFFECTS
REACTIVE THINNER
LEVELLING AGENT 25
THINNER T87
HARDENER H 50
HARDENER HX 29
HARDENER HX 30
UV ACCELERATOR 31
PI COLOR 37
PI COLOR 98
PI LED 53
PHOTO INITIATOR 70
SOLVENT ECO
SOLVENT S10
OB POWDER B37
OB PASTE B00

MESH OPENER
FLUO
LUMINESCENT POWDER
PHOSPHORIZING POWDER
SAND POWDER
THINNER S, M, F
THINNER SECURE S, M, F
RETARDER
THINNER ROTO S, F
THINNER 01 S, M, F
THINNER 02 S, M, F
HARDENER H01
HARDENER H01 GLASS
PRIMER PP 01
SEPARATION VARNISH

ADDITIVES

UV-PRO GLASS

- fast-drying UV ink for glass (raw and lacquered),
- high glossiness,
- good resistance to washing in a dishwasher,
- standard and opaque colour range,
- non-CMR.



UV-PRO GLASS

The **UV-PRO GLASS** two-component ink series is designed for printing on activated or lacquered glass packaging. UV-PRO GLASS is classified as a non-CMR ink.

Fast-drying UV-curable ink for printing on glass surfaces (raw and lacquered). High gloss. High resistance to dishwasher washing. Standard and highly opaque color palette.

They can be used for printing on all types of glass (food, cosmetic packaging, architectural glass, decorative glass, automotive glass).

Packaging: 1kg



SUBSTRATE

glass
flashed glass
ceramic
metal

ADDITIVES

Metallic Effects
Levelling Agent 25
Thinner T87
Hardener HX29
UV Accelerator 31
PI Color 37
PI Color 98
Photo Initiator 70
Solvent Eco
Solvent S10
OB Powder B37
OB Paste B00
Mesh Opener
Fluo
Luminescent Powder
Phosphorizing Powder
Sand Powder

AVAILABLE COLOURS

Keller offers a full in-house colour matching service from 1 kg. We prepare colours according to Pantone, RAL, NCS palette.

BASE 14	
WHITE OPAQUE 012	
WHITE MIXING 02	
WHITE 03	
TRANSPARENT LACQUER 04	
YELLOW 05	
YELLOW OPAQUE 015	
GOLDEN YELLOW 06	
ORANGE YELLOW OPAQUE 016	
ORANGE 07	
ORANGE OPAQUE 017	
CARMINE RED 08	
RED 09	
RED OPAQUE 019	
PINK 10	
VIOLET 11	
BLUE 12	
BLUE OPAQUE 0112	
DEEP BLUE OPAQUE 0212	
GREEN OPAQUE 0113	
BLACK 01	
BLACK OPAQUE 011	

UV-PRO GLASS

INK ADHESION

For good adhesion, a uniform surface energy $> 44 \text{ mN/m}$ is generally necessary. The glass surface must be free of graphite, silicone, dust or grease or other residues (such as fingerprints). On glasses that have undergone «cold end» treatment (anti-scratch PE varnish coating), a flame treatment should be performed. Although they are not necessarily required, the adhesion of the ink is of course reinforced by silicate glass pre-treatments. The printing technical requirements depend on the areas of use. It is thus necessary to check the adjustment of the inks to these specifications.

ASPECT

Very high gloss.

THINNING

In some cases, it may be necessary to add a thinner (automatic ink dispensing). It is recommended to use THINNER T87 in an amount ranging from 1 to 5%. It's important not to add too much solvent as it may hinder the ink curing process.

PRINTING EQUIPMENT

Semi-automatic or automatic machines.

SQUEEGEES

Hardness between 85 and 75 Shore.

SCREEN MESH

Mesh 120 to 165 (threads/cm).

CLEANING

SOLVENT ECO, SOLVENT S10.

FLUORESCENT COLOURS

They have to be used on white background. The pot life of these inks is about three months from the date shown on the packaging. The light resistance is limited in time, especially in outdoor exposure.

ADDITIVES AND SPECIAL PRODUCTS

Do not forget that additives must not be incorporated systematically in the inks, but must be used with caution as their dosage and their field of use can often present risks. The special products we deliver are of consistent quality.

KELLER cannot guarantee the work using these products. Indeed, they cannot influence neither the working methods nor the operating parameters.

DRYING/CURING

Mercury lamps

A steam UV medium pressure mercury lamp (120- 200 W/cm) prints approximately 4500 pieces/ hour. White, opaque, and metallic colours cure more slowly (about 3000 pieces/hour).

- Recommended dose: 175-250 mJ/cm² irradiance of 600 mW/cm²

UV drying speed depends on the quality of the UV drying unit (power and lamp age, state of the reflector, focus), the ink deposit, the colour of the glass and the number of UV drying units.

UV LED drying

UV-PRO GLASS can be cured under UV LED under the following conditions:

- UV LED oven with a minimum power of 12W / cm²
- Wavelength 395nm

Make sure that the distance between the LEDs and the substrate corresponds to the indications given by the manufacturer of your equipment.

UV ACCELERATOR 31

If necessary, reactivity can be optimized by incorporating the additive UV ACCELERATOR 31 in the ink in a proportion between 5 and 10%. It performs as well for UV LED curing as for conventional UV curing (mercury lamp).

Be careful, however, when using this additive. It can cause the ink film to harden.

In this case, you can use a simple photoinitiator up to 1 to 3%:

- PI COLOR 37 for colors
- PI COLOR 98 for white

STORAGE

The guaranteed shelf life of our inks, undiluted, in the original, unopened container is applicable to inks stored in a dry, well-aired environment at a temperature between 15 to 25 °C.

- Standard UV inks: 1 year
- Standard solvent based inks: 1 year
- Special shades in solvent or UV: 1 year
- Fluorescent colours: 3 months
- Gold and silver: 3 months
- Transparent shades: 6 months
- Special products, hardeners: 1 year

UV-PRO LED GLASS


- 300 cycle's dishwasher resistance,
- suitable for high printing speeds,
- good adhesion, high gloss, good hardness, great resistance to scratch and chemical agents on flamed glass, coated,
- mixture pot life is around 10 hours if kept in a dark,



UV-PRO LED GLASS

The **UV-PRO LED GLASS** series comprises two-component inks cured using both UV LED and conventional UV light sources, resulting in a remarkable high-gloss finish. Its exceptional and rapid adhesion to a variety of glass and metal surfaces renders it highly resistant to scratches and chemicals. Furthermore, its flexibility ensures durability against bending. Impressively, prints created with UV-PRO LED GLASS ink exhibit resistance to dishwashing, affirming its enduring quality.

Packaging: 1kg



SUBSTRATE

glass
flashed glass
ceramic
metal

AVAILABLE COLOURS

Keller offers a full in-house colour matching service from 1 kg. We prepare colours according to Pantone, RAL, NCS palette.

ADDITIVES

Metallic Effects
Levelling Agent 25
Thinner T87
Hardener HX29
UV Accelerator 31
PI Color 37
PI Color 98
PI Led 53
Photo Initiator 70
Solvent Eco
Solvent S10
OB Powder B37
OB Paste B00
Mesh Opener
Fluo
Luminescent Powder
Phosphorizing Powder
Sand Powder

BASE 14	
WHITE OPAQUE 012	
WHITE 03	
TRANSPARENT LACQUER 04	
MEDIUM YELLOW 051	
YELLOW ORANGE 052	
MANDARIN 071	
CARMINE RED 08	
DARK RED 091	
PINK 10	
VIOLET 11	
BLUE 12	
EMERALD GREEN 131	
BLACK 01	
BLACK OPAQUE 011	

UV-PRO LED GLASS

INK ADHESION

The glass surface must be free of graphite, silicone, dust or grease or other residues (such as fingerprints). On glasses that have undergone «cold end» treatment, a flame treatment should be performed. On coated glass, a flame pre-treatment immediately before printing generally increases the adhesion of the ink on the media. To obtain optimal adhesion and resistance, always dry at 150 °C during 30 minutes.

ASPECT

Very high gloss.

THINING

In some cases, it may be necessary to add a thinner (automatic ink dispensing). It is recommended to use THINNER T87 in an amount ranging from 1 to 5%. It's important not to add too much solvent as it may hinder the ink curing process.

PRINTING EQUIPMENT

Semi-automatic or automatic machines.

SQUEEGEES

Hardness between 65 and 75 Shore.

SCREEN MESH

Mesh 140 to 180 (threads/cm).

CLEANING

SOLVENT H1, SOLVENT ECO or SOLVENT S10

FLUORESCENT COLOURS

They have to be used on white background. The pot life of these inks is about three months from the date shown on the packaging. The light resistance is limited in time, especially in outdoor exposure.

ADDITIVES AND SPECIAL PRODUCTS

Do not forget that additives must not be incorporated systematically in the inks, but must be used with caution as their dosage and their field of use can often present risks. The special products we deliver are of consistent quality.

KELLER cannot guarantee the work using these products. Indeed, they cannot influence neither the working methods nor the operating parameters.

DRYING/CURING

UV-PRO LED GLASS is a very fast curing UV-/LED-ink but the ink film can also be cured with a regular UV curing unit.

UV LED curing:

Intensity-peak of 385 or 395 nm is required with a minimum lamp power of 10 watts/cm².

Make sure that the distance between the LEDs and the substrate corresponds to the indications given by the manufacturer of your equipment.

Mercury lamp curing:

UV-PRO LED GLASS inks work well with one 300 watts/in (120 watts/cm) or two 200 watts/in (80 Watts/cm) focused medium pressure mercury vapor lamps with millijoules (mJ) and milliwatts (mW) of:

- 200 mJ/cm² at 600 mW/cm² min. for most colors and varnishes.
- 300 mJ/cm² at 600 mW/cm² min. for opaque colors (blacks, whites, metallics, etc...) The curing speed of the ink is generally dependant upon the kind of UV-curing unit (reflectors), number, age, and powers of the UV-lamps or LEDs, the distance between LED and substrate, the printed ink film thickness, colour shade, substrate in use, as well as belt speed of the UV-curing unit.

Due to their higher UV-near visible absorption spectrum, UV-PRO LED GLASS inks are very sensitive to daylight UV rays and to UV light emitted by some fluorescent tubes. Special cautions have thus to be taken to avoid direct exposure of the products.

In the same way, all interference radiations, even indirect, from the LED-UV curing module toward the screen and/or the substrate being printed have to be avoided.

Be aware of skylights, windows and overhead lights curing the ink in the screen; light filters are recommended.

Leaving a container uncovered may result in the ink's surface forming a "skin", caused by reaction with ambient lighting.

STORAGE

The guaranteed shelf life of our inks, undiluted, in the original, unopened container is applicable to inks stored in a dry, well-aired environment at a temperature between 15 to 25 °C.

- Standard UV inks: 1 year
- Standard solvent based inks: 1 year
- Special shades in solvent or UV: 1 year
- Fluorescent colours: 3 months
- Gold and silver: 3 months
- TrGansparent shades: 6 months
- Special products, hardeners: 1 year

UV-PRO LED 1000

- no solvent evaporation,
- mixture ink + hardener is stable (more than 5 hours of use),
- energy saving: no thermal pre-firing between printing and hot stamping is needed,
- ozone-free UV LED dryers,
- the small size of the UV LED dryers allows their integration on automatic machines,
- longer life of UV LED lamps than conventional UV lamps,
- no preheating of the dryer.




UV-PRO LED 1000

The **UV-PRO LED 1000** series inks are unique inks that can be cured using both UV LED light and conventional UV light. This series has been specially designed for direct printing on various plastics and glass. Additionally, it works excellently as a base for hot stamping decoration on glass.

UV-PRO LED 1000 inks are highly efficient fast-curing paints, designed for intensive use in advanced printing devices.

Packaging: 1kg



SUBSTRATE

PC PP
glass polyester
PET PE (HDPE and LDPE)
PETG PS
PCV

ADDITIVES

Metallic Effects
Levelling Agent 25
Thinner T87
Hardener HX29
UV Accelerator 31
PI Color 37
PI Color 98
PI Led 53
Photo Initiator 70
Solvent Eco
Solvent S10
OB Powder B37
OB Paste B00
Mesh Opener
Fluo
Luminescent Powder
Phosphorizing Powder
Sand Powder

AVAILABLE COLOURS

Keller offers a full in-house colour matching service from 1 kg. We prepare colours according to Pantone, RAL, NCS palette.

Pigments from medium to high light resistance are used in the UV-PRO LED 1000. However, because of the resins used, all UV-PRO LED 1000 inks are limited to a maximum of 3 months outdoor exposure.

BASE 14	
WHITE OPAQUE 012	
WHITE 03	
TRANSPARENT LACQUER 04	
MEDIUM YELLOW 051	
YELLOW ORANGE 052	
MANDARIN 071	
CARMINE RED 08	
DARK RED 091	
PINK 10	
VIOLET 11	
BLUE 12	
EMERALD GREEN 131	
BLACK 01	
BLACK OPAQUE 011	

UV-PRO LED 1000

INK ADHESION

Before printing on PE and PP, do not forget to treat the substrate by flaming (surface tension 44 mN/m is required). The surface of the substrate must be absolutely free of contaminating residues such as grease, oil and sweat. Due to the different types of PET and PETG, the surface tension may vary. This can be corrected by pretreatment with a «soft» gas flame. Preliminary tests are essential to determine suitability for the intended use.

After proper curing, there is excellent adhesion of the ink on the media as well as a very good resistance to

scratching, solvents (see DIN 16 524), alcohol (96% ethanol), sweat, common alkaline.

- Ethanol: resistant 500 round trips,
- Acetone: resistant to 100 round trips,
- Good resistance to chemical agents and alcohol.

ASPECT

Very glossy.

THINNING

The addition of thinner may be needed in some cases (automatic ink supply) using THINNER T87, between 1 to 5%. Be careful not to over-dose by diluting which would lead to curing problems.

PRINTING EQUIPMENT

Semi-automatic or automatic machines equipped with flame treatment.

SQUEEGEES

Hardeness 85 or 75 Shore.

SCREEN MESH

Mesh 140 to 180 (threads/cm).

CLEANING

SOLVENT H1, SOLVENT ECO lub SOLVENT S10

DRYING/CURING

120 mJ/cm² at 600 mW/cm² for most of the colours. UV-PRO LED 1000 inks are very sensitive to natural UV light and to UV light emitted by fluorescent tubes. Special precautions must be taken to avoid direct exposure of the products.

Similarly, all the radiation interference, even indirectly, from the UV-LED dryer to the screen and/or the substrate being printed should be avoided. Beware of skylights, windows which can have the effect of hardening the ink in the screen. UV filters are recommended.

STORAGE

The guaranteed shelf life of our inks, undiluted, in the original, unopened container is applicable to inks stored in a dry, well-aired environment at a temperature between 15 to 25 °C.

- UV-PRO LED 1000 inks: 18 months
- standard solvent based inks: 1 year
- special shades in solvent or UV: 1 year
- fluorescent colours: 3 months
- gold and silver: 3 months
- transparent shades: 6 months
- special products, hardeners: 1 year

FLUORESCENT COLOURS

They have to be used on white background. The pot life of these inks is about three months from the date shown on the packaging. The light resistance is limited in time, especially in outdoor exposure.

ADDITIVES AND SPECIAL PRODUCTS

Do not forget that additives must not be incorporated systematically in the inks, but must be used with caution as their dosage and their field of use can often present risks. The special products we deliver are of consistent quality.

KELLER cannot guarantee the work using these products. Indeed, they cannot influence neither the working methods nor the operating parameters.

UV-PRO P PLAST

- ready to use inks,
- outstanding resistance to water and humidity as well as to alcohol which makes UV-PRO P PLAST a perfect choice for cosmetic applications,
- this very flexible ink shows good results on soft tubes and objects coated with a UV or solvent-based barrier varnish,
- hot stamping compatible,
- no leaking of the ink through the screen during machine stoppage.

NATURAL
COSMETICS

*Premium
quality*

restores and nourishes
the skin

NATURAL
COSMETICS

restores and nourishes
the skin

UV-PRO P PLAST

UV-PRO P PLAST ink stands as the premier option for PP and PE plastics. Moreover, it finds compatibility with PETG, PETP, polycarbonate, polystyrene, and PMMA. Its outstanding resistance to water, moisture, and alcohol makes UV-PRO P PLAST an exemplary choice for cosmetic applications. Renowned for its exceptional flexibility, this ink proves ideal for printing on soft plastics.

Packaging: 1kg



SUBSTRATE

PC	poliester
PETG	polyethylene (HDPE and LDPE)
PETP	polystyrene
PCV	PMMA
PP	

ADDITIVES

Metallic Effects
Levelling Agent 25
Thinner T87
Hardener H50
UV Accelerator 31
PI Color 37
PI Color 98
Photo Initiator 70
Solvent Eco
Solvent S10
OB Powder B37
OB Paste B00
Mesh Opener
Fluo
Luminescent Powder
Phosphorizing Powder
Sand Powder

AVAILABLE COLOURS

Keller offers a full in-house colour matching service from 1 kg. We prepare colours according to Pantone, RAL, NCS palette.

BASE 14	
WHITE OPAQUE 012	
WHITE 03	
TRANSPARENT LACQUER 04	
MAT TRANSPARENT LACQUER	
MEDIUM YELLOW 051	
YELLOW ORANGE 052	
MANDARIN 071	
CARMINE RED 08	
DARK RED 091	
PINK 10	
VIOLET 11	
BLUE 12	
EMERALD GREEN 131	
BLACK 01	
BLACK OPAQUE 011	
ULTRA BLACK OPAQUE	

UV-PRO P PLAST

INK ADHESION

The water and humidity resistance can be improved if needed by using the HARDENER H50 from 3 to 5%. This hardener can also be used to enhance ink adhesion on difficult substrate (bad surface treatment). Be aware of the pot life once the hardener has been incorporated to the ink: from 4 to 8 hours depending on the colours. REACTIVE THINNER can be used at 5% maximum to help the adhesion on difficult substrates.

ASPECT

Glossy.

THINNING

The addition of thinner may be needed in some cases (automatic ink supply) using THINNER T87, between 1 to 5%. Be careful not to over-dose by diluting which would lead to curing problems.

PRINTING EQUIPMENT

Semi-automatic or automatic machines equipped with flame treatment.

SQUEEGEES

Hardeness 85 or 75 Shore.

SCREEN MESH

Mesh 140 – 180 (threads/cm).

CLEANING

SOLVENT H1, SOLVENT ECO lub SOLVENT S10

DRYING/CURING

UV curing ink. Optimal cure performance of 150 and 250 mJ/cm² is generally achieved with a UV curing unit of one or two 120 W/cm lamps at belt speed of 10 to 20 m/min.

UV-PRO P PLAST can be cured under UV LED if the following parameters are implemented:

Minimum lamp power 12 watts/cm²

Wavelength : 395 Nm

Make sure that the distance between the LEDs and the substrate corresponds to the indications given by the manufacturer of your equipment.

STORAGE

The guaranteed shelf life of our inks, undiluted, in the original, unopened container is applicable to inks stored in a dry, well-aired environment at a temperature between 15 to 25 °C.

Validity period: 2 years

FLUORESCENT COLOURS

They have to be used on white background. The pot life of these inks is about three months from the date shown on the packaging. The light resistance is limited in time, especially in outdoor exposure.

ADDITIVES AND SPECIAL PRODUCTS

Do not forget that additives must not be incorporated systematically in the inks, but must be used with caution as their dosage and their field of use can often present risks. The special products we deliver are of consistent quality.

KELLER cannot guarantee the work using these products. Indeed, they cannot influence neither the working methods nor the operating parameters.

UV-PRO 1000

- fast-curing ink,
- high gloss,
- great resistance to abrasion and numerous chemical agents, detergents, cosmetics etc.



UV-PRO 1000

The **UV-PRO 1000** series inks, boasting a wide spectrum of vibrant colors, are meticulously crafted for achieving lustrous prints on a multitude of plastic substrates. Primarily embraced within the packaging sector, these inks excel in embellishing both rigid and semi-rigid flame-treated containers. Renowned for their swift curing process, they exhibit remarkable resistance against moisture, abrasion, and a myriad of chemicals.

Packaging: 1kg



SUBSTRATE

PET
PETG
PETP
PCV
PP
polyethylene (HDPE and LDPE)

ADDITIVES

Metallic Effects
Levelling Agent 25
Thinner T87
Hardener H50
Hardener HX29
UV Accelerator 31
PI Color 37
PI Color 98
Photo Initiator 70
Solvent ECO
Solvent S10
OB Powder B37
OB Paste B00
Mesh Opener
Fluo
Luminescent Powder
Phosphorizing Powder
Sand Powder

AVAILABLE COLOURS

Keller offers a full in-house colour matching service from 1 kg. We prepare colours according to Pantone, RAL, NCS palette.

BASE 14	
PROCESS BASE 141	
OPAQUE WHITE 012	
OPAQUE WHITE 012Y	
WHITE	
WHITE 03	
TRANSPARENT LACQUER 04	
YELLOW 05	
YELLOW ORANGE 052	
MANDARIN 071	
CARMINE RED 08	
DARK RED 091	
PINK 10	
VIOLET 11	
BLUE 12	
GREEN 13	
BLACK 01	
OPAQUE BLACK 011	

UV-PRO 1000

INK ADHESION

For special requirements such as extra water resistance, we recommend the addition of 3 to 5 % HARDENER H50. Pot life is then reduced to 4 to 8 hours depending on the colours.

On some very difficult substrates when adhesion is critical use 4% HARDENER HX29. Mixture pot life is around 10 hours if kept in a dark, dry, and well-aired environment at a temperature between 15-25 °C.

ASPECT

Very glossy.

THINNING

The addition of thinner may be needed in some cases (automatic ink supply) using THINNER T87, between 1 to 5%. Be careful not to over-dose by diluting which would lead to curing problems. When printing onto PVC substrates - REACTIVE THINNER: 1 to 5%.

PRINTING EQUIPMENT

Semi-automatic or automatic machines.

SQUEEGEES

Hardeness 85 or 75 Shore.

SCREEN MESH

Mesh 140-180 (threads/cm).

CLEANING

SOLVENT H1, SOLVENT ECO or SOLVENT S10.

DRYING/CURING

UV curing ink. Optimal cure performance of 150 and 250 mJ/cm² is generally achieved with a UV curing unit of one or two 120 W/cm lamps at belt speed of 10 to 20 m/min.

STORAGE

The guaranteed shelf life of our inks, undiluted, in the original, unopened container is applicable to inks stored in a dry, well-aired environment at a temperature between 15 to 25 °C.

Validity period: 2 years

FLUORESCENT COLOURS

They have to be used on white background. The pot life of these inks is about three months from the date shown on the packaging. The light resistance is limited in time, especially in outdoor exposure.

ADDITIVES AND SPECIAL PRODUCTS

Do not forget that additives must not be incorporated systematically in the inks, but must be used with caution as their dosage and their field of use can often present risks. The special products we deliver are of consistent quality.

KELLER cannot guarantee the work using these products. Indeed, they cannot influence neither the working methods nor the operating parameters.

UV-PRO FLEX 200

- high flexibility for embossing,
- suitable for press finish of non-laminated cards,
- can be embossed and cut directly into the print, this ink is very stable
- in the screen.



UV-PRO FLEX 200

UV-PRO FLEX 200 is a highly flexible UV ink series designed for printing on polycarbonate, polyester, PVC, and PMMA. It offers exceptional resistance to water, moisture, and alcohol, making it ideal for flexible applications like bending parts. This versatile ink performs well on soft plastics and surfaces coated with protective varnishes. It seamlessly integrates with hot stamping processes and is recommended for use in the home appliance industry, especially for printing on transparent PMMA components.

Packaging: 1kg



SUBSTRATE

PC
PCV
PMMA

ADDITIVES

Metallic Effects
Reactive Thinner
Levelling Agent 25
Thinner T87
UV Accelerator 31
PI Color 37
PI Color 98
Photo Initiator 70
Solvent ECO
Solvent S10
OB Powder B37
OB Paste B00
Mesh Opener
Fluo
Luminescent Powder
Phosphorizing Powder
Sand Powder

AVAILABLE COLOURS

Keller offers a full in-house colour matching service from 1 kg. We prepare colours according to Pantone, RAL, NCS palette.

BASE 14	
OPAQUE WHITE 012	
WHITE 03	
TRANSPARENT LACQUER 04	
MEDIUM YELLOW 051	
YELLOW ORANGE 052	
MANDARIN 071	
CARMINE RED 08	
DARK RED 091	
PINK 10	
VIOLET 11	
BLUE 12	
EMERALD GREEN 131	
BLACK 01	
BLACK OPAQUE S	

UV-PRO FLEX 200

INK ADHESION

Due to the wide variety of substrates involved, we highly recommend conducting pre-production trials.

ASPECT

Glossy.

THINNING

The addition of thinner may be needed in some cases (automatic ink supply) using THINNER T87, between 1 to 5%. Be careful not to over-dose by diluting which would lead to curing problems.

PRINTING EQUIPMENT

Manual, semi-automatic or automatic machines.

SQUEEGEES

Hardness 85 or 75 Shore.

SCREEN MESH

Mesh 140-180 (threads/cm).

CLEANING

SOLVENT H1, SOLVENT ECO lub SOLVENT S10

DRYING/CURING

UV curing ink. Optimal cure performance of 150 and 250 mJ/cm² is generally achieved with a UV curing unit of one or two 120 W/cm lamps at belt speed of 10 to 20 m/min.

STORAGE

The guaranteed shelf life of our inks, undiluted, in the original, unopened container is applicable to inks stored in a dry, well-aired environment at a temperature between 15 to 25 °C.

UV-PRO FLEX 200 inks: 18 months

Standard solvent based inks: 1 year

Special shades in solvent or UV: 1 year

Fluorescent colours: 3 months

Gold and silver: 3 months

Transparent shades: 6 months

Special products, hardeners: 1 year

FLUORESCENT COLOURS

They have to be used on white background. The pot life of these inks is about three months from the date shown on the packaging. The light resistance is limited in time, especially in outdoor exposure.

ADDITIVES AND SPECIAL PRODUCTS

Do not forget that additives must not be incorporated systematically in the inks, but must be used with caution as their dosage and their field of use can often present risks. The special products we deliver are of consistent quality.

KELLER cannot guarantee the work using these products. Indeed, they cannot influence neither the working methods nor the operating parameters.

UV-PRO PLASTIC HG

- for printing on all types of rigid plastics,
- low sensitivity to static electricity,
- it can be used for industrial applications (house appliances) as well as in the graphic industry (POP, displays, etc),
- high gloss,
- low sensitivity to static electricity.



UV-PRO PLASTIC HG

UV-PRO PLASTIC HG is a versatile series of UV inks with a high gloss effect, designed for printing on all types of rigid plastic surfaces such as rigid PVC, polystyrene, ABS, and PMMA. These inks are perfect for applications where exceptional surface coverage and print durability are required.

Thanks to their UV radiation-based formula, UV-PRO PLASTIC HG inks quickly cure under UV light, ensuring an immediate achievement of high gloss and color durability. Additionally, UV-PRO PLASTIC HG inks boast excellent resistance to abrasion, UV radiation, and atmospheric conditions, making them an ideal choice for outdoor applications and high-traffic areas where print durability is essential.



Packaging: 1kg

SUBSTRATE

PCV
PS
PMMA
ABS

ADDITIVES

Metallic Effects
Levelling Agent 25
Thinner T87
Hardener H50
UV Accelerator 31
PI Color 37
PI Color 98
Photo Initiator 70
Solvent ECO
Solvent S10
OB Powder B37
OB Paste B00
Mesh Opener
Fluo
Luminescent Powder
Phosphorizing Powder
Sand Powder

AVAILABLE COLOURS

Keller offers a full in-house colour matching service from 1 kg. We prepare colours according to Pantone, RAL, NCS palette.

BASE 14	
WHITE	
WHITE SP	
TRANSPARENT LACQUER 04	
MEDIUM YELLOW 051	
YELLOW ORANGE 052	
MANDARIN 071	
CARMINE RED 08	
DARK RED 091	
PINK 10	
VIOLET 11	
BLUE 12	
EMERALD GREEN 131	
BLACK 01	

UV-PRO PLASTIC HG

INK ADHESION

In order to improve adhesion on treated PE or PP, you must add 3 to 5% of HARDENER H50.

ASPECT

Very glossy.

THINNING

The most appropriate thinner is THINNER T87. In case of difficult adhesion on PVC or PS, please use 1-5% REACTIVE THINNER.

PRINTING EQUIPMENT

Semi-automatic or automatic machines.

SQUEEGEES

Hardeness 85 or 75 Shore.

SCREEN MESH

Mesh 140-180 (threads/cm).

CLEANING

SOLVENT H1, SOLVENT ECO lub SOLVENT S10

DRYING/CURING

UV curing ink. Optimal cure performance of 150 and 250 mJ/cm² is generally achieved with a UV curing unit of one or two 120 W/cm lamps at belt speed of 10 to 20 m/min.

STORAGE

The guaranteed shelf life of our inks, undiluted, in the original, unopened container is applicable to inks stored in a dry, well-aired environment at a temperature between 15 to 25 °C.

- UV-PRO PLASTIC HG inks: 18 months
- Standard solvent based inks: 1 year
- Special shades in solvent or UV: 1 year
- Fluorescent colours: 3 months
- Gold and silver: 3 months
- Transparent shades: 6 months
- Special products, hardeners: 1 year

FLUORESCENT COLOURS

They have to be used on white background. The pot life of these inks is about three months from the date shown on the packaging. The light resistance is limited in time, especially in outdoor exposure.

ADDITIVES AND SPECIAL PRODUCTS

Do not forget that additives must not be incorporated systematically in the inks, but must be used with caution as their dosage and their field of use can often present risks. The special products we deliver are of consistent quality.

KELLER cannot guarantee the work using these products. Indeed, they cannot influence neither the working methods nor the operating parameters.

UV-PRO COATING

- ready to use ink,
- low residual odour,
- good flexibility which allows prints on both sides of the substrates,
- the rheology of UV-PRO COATING series provides very good colour stability on long runs with a nearly perfect dot,
- it is thixotropic and very flexible and can be folded immediately after printing.

Cotton
Cotton Large 
Mix
Easy Care
Baby Care 

Sports Wear
Delicate



UV-PRO COATING

Inks from the **UV-PRO COATING** range are designed for printing on a variety of substrates, especially powder-coated and lacquered details and plastics.

The high flexibility of the paint allows printing on both sides of the substrate. The rheology of the UV-PRO COATING range of inks ensures very high color stability with long application cycles.

Packaging: 1kg



SUBSTRATE

paper, cardboard	polystyrene
PC	PMMA
PETG	ABS
PCV	powder coated substrates

ADDITIVES

Metallic Effects
 Reactive Thinner
 Levelling Agent 25
 Thinner T87
 Hardener H50
 UV Accelerator 31
 PI Color 37
 PI Color 98
 Photo Initiator 70
 Solvent ECO
 Solvent S10
 OB Powder B37
 OB Paste B00
 Mesh Opener
 Fluo
 Luminescent Powder
 Phosphorizing Powder
 Sand Powder

AVAILABLE COLOURS

Keller offers a full in-house colour matching service from 1 kg. We prepare colours according to Pantone, RAL, NCS palette.

BASE 14	
WHITE	
WHITE SP	
TRANSPARENT LACQUER 04	
MEDIUM YELLOW 051	
YELLOW ORANGE 052	
MANDARIN 071	
CARMINE RED 08	
DARK RED 091	
PINK 10	
VIOLET 11	
BLUE 12	
EMERALD GREEN 131	
BLACK 01	

UV-PRO COATING

INK ADHESION

UV-PRO COATING has a good adhesion right after the print even on polypropylene sheets without the use of hardener providing that the surface tension is above 42 mN/m.

The adjunction of 1 to 3% HARDENER H50 will improve the resistance to humidity.

Because of the large diversity of substrates, we recommend to carry out pre-production trials.

ASPECT

Satin/Glossy with great colour intensity.

THINNING

The most appropriate thinner is THINNER T87 (1-5%). In case of difficult adhesion on PVC or PS, please use 1-5% REACTIVE THINNER.

PRINTING EQUIPMENT

Large format, flat-bed and cylinder multi-colour graphic.

SQUEEGEES

Hardeness 75 or 65 Shore.

SCREEN MESH

Mesh 140-180 (threads/cm).

CLEANING

SOLVENT H1, SOLVENT ECO or SOLVENT S10

DRYING/CURING

UV curing ink. Optimal cure performance of 150 and 250 mJ/cm² is generally achieved with a UV curing unit of one or two 120 W/cm lamps at belt speed of 10 to 20 m/min.

STORAGE

If the ink is stored in a dark place, in its original sealed packaging, at a temperature of 15-25 °C, the storage time is 24 months for the standard range.

FLUORESCENT COLOURS

They have to be used on white background. The pot life of these inks is about three months from the date shown on the packaging. The light resistance is limited in time, especially in outdoor exposure.

ADDITIVES AND SPECIAL PRODUCTS

Do not forget that additives must not be incorporated systematically in the inks, but must be used with caution as their dosage and their field of use can often present risks. The special products we deliver are of consistent quality.

KELLER cannot guarantee the work using these products. Indeed, they cannot influence neither the working methods nor the operating parameters.

UV-PRO AKTIV

- one component, ready to use,
- fast-curing ink,
- high gloss,
- great resistance to abrasion and numerous chemical agents, detergents, cosmetics.



UV-PRO AKTIV

Inks in the **UV-PRO AKTIV** series are designed for creating high-gloss prints on details made of various plastics. They are particularly often used in the packaging industry, including for creating prints on hard and semi-hard flame-treated containers. The ink is fast-curing, resistant to moisture, abrasion and numerous chemicals.

Packaging: 1kg



SUBSTRATE

PET
PCV
PP
PE

ADDITIVES

Metallic Effects
Levelling Agent 25
Thinner T87
Hardener H50
UV Accelerator 31
PI Color 37
PI Color 98
Photo Initiator 70
Solvent ECO
Solvent S10
OB Powder B37
OB Paste B00
Mesh Opener
Fluo
Luminescent Powder
Phosphorizing Powder
Sand Powder

AVAILABLE COLOURS

Keller offers a full in-house colour matching service from 1 kg. We prepare colours according to Pantone, RAL, NCS palette.

BASE 14	
WHITE 03	
TRANSPARENT LACQUER 04	
YELLOW 05	
YELLOW ORANGE 052	
MANDARIN 071	
CARMINE RED 08	
DARK RED 091	
PINK 10	
VIOLET 11	
BLUE 12	
EMERALD GREEN 131	
BLACK 01	
OPAQUE BLACK 011	

UV-PRO AKTIV

INK ADHESION

For special requirements such as extra water resistance, we recommend the addition of 3 to 5% HARDENER H50. Pot life is then reduced to 4 to 8 hours depending on the colours.

A uniform surface energy of at least 42 mN/m is required for a good adhesion. The substrate's surface should be free of graphite, silicone, dust and residues of grease or similar substances (e.g. finger prints).

ASPECT

High gloss.

THINNING

The most appropriate thinner is THINNER T 87 (1 to 5%).

In case of difficult adhesion on PVC or PS, please use REACTIVE THINNER (1 to 5%).

PRINTING EQUIPMENT

Semi-automatic or automatic machines equipped with flame treatment.

SQUEEGEES

Hardeness 75 or 85 Shore.

SCREEN MESH

Mesh 140-180 (threads/cm).

CLEANING

SOLVENT H1, SOLVENT ECO or SOLVENT S10

DRYING/CURING

UV curing ink. Optimal cure performance of 150 and 250 mJ/cm is generally achieved with a UV curing unit of one or two 120 W/cm lamps at belt speed of 10 to 20 m/min.

STORAGE

The guaranteed shelf life of our inks, undiluted, in the original, unopened container is applicable to inks stored in a dry, well-aired environment at a temperature between 15 to 25°C.

Validity period: 2 years

FLUORESCENT COLOURS

They have to be used on white background. The pot life of these inks is about three months from the date shown on the packaging. The light resistance is limited in time, especially in outdoor exposure.


ADDITIVES AND SPECIAL PRODUCTS

Do not forget that additives must not be incorporated systematically in the inks, but must be used with caution as their dosage and their field of use can often present risks. The special products we deliver are of consistent quality.

KELLER cannot guarantee the work using these products. Indeed, they cannot influence neither the working methods nor the operating parameters.

UV-PRO MAX

- fast-curing ink,
- high gloss,
- great resistance to abrasion and numerous chemical agents, detergents, cosmetics,
- non-CMR.



UV-PRO MAX

UV-PRO MAX is the ultimate solution for printing on various plastic materials. Unlock the potential of printing on a variety of plastic materials including PP, PE, PET, PETG, PETP with UV-PRO MAX inks. Crafted especially for the container and packaging industry, UV-PRO MAX inks deliver vibrant prints with unparalleled clarity.

What sets UV-PRO MAX apart is its classification as a CMR-free paint, ensuring safety and compliance with stringent regulations. Experience the brilliance of UV-PRO MAX inks with our series designed to impart a high-gloss finish to your prints. Elevate your packaging game with UV-PRO MAX today.

Packaging: 1kg



SUBSTRATE

PET
PETG
PETP
PP
PE (HDPE and LDPE)

ADDITIVES

Metallic Effects
Reactive Thinner
Levelling Agent 25
Thinner T87
Hardener H50
Hardener HX29
UV Accelerator 31
PI Color 37
PI Color 98
Photo Initiator 70
Solvent ECO
Solvent S10
OB Powder B37
OB Paste B00
Mesh Opener
Fluo
Luminescent Powder
Phosphorizing Powder
Sand Powder

AVAILABLE COLOURS

Keller offers a full in-house colour matching service from 1 kg. We prepare colours according to Pantone, RAL, NCS palette.

BASE 14	
WHITE OPAQUE 012	
ULTRA WHITE OPAQUE 0122	
WHITE MIXING 02	
TRANSPARENT LACQUER 04	
YELLOW 05	
GOLDEN YELLOW 06	
ORANGE 07	
CARMINE RED 08	
RED 09	
PINK 10	
VIOLET 11	
BLUE 12	
GREEN 13	
BLACK 01	

UV-PRO MAX

INK ADHESION

For special requirements such as extra water resistance, we recommend the addition of 3 to 5% HARDENER H50. Pot life is then reduced to 4 to 8 hours depending on the colours. On some very difficult substrates when adhesion is critical use 4 % HARDENER HX29. Mixture pot life is around 10 hours if kept in a dark, dry, and well-aired environment at a temperature between 15-25 °C.

ASPECT

Very glossy.

THINNING

The most appropriate thinner is THINNER T 87 (1 to 5%).

PRINTING EQUIPMENT

Semi-automatic or automatic machines equipped with flame treatment.

SQUEEGEES

Hardeness 75 or 85 Shore.

SCREEN MESH

Mesh 140-180 (threads/cm).

CLEANING

SOLVENT H1, SOLVENT ECO or SOLVENT S10

FLUORESCENT COLOURS

They have to be used on white background. The pot life of these inks is about three months from the date shown on the packaging. The light resistance is limited in time, especially in outdoor exposure.

ADDITIVES AND SPECIAL PRODUCTS

Do not forget that additives must not be incorporated systematically in the inks, but must be used with caution as their dosage and their field of use can often present risks. The special products we deliver are of consistent quality.

KELLER cannot guarantee the work using these products. Indeed, they cannot influence neither the working methods nor the operating parameters.

STORAGE

The guaranteed shelf life of our inks, undiluted, in the original, unopened container is applicable to inks stored in a dry, well-aired environment at a temperature between 15 to 25 °C.

- Standard UV inks: 1 year
- Standard solvent based inks: 1 year
- Special shades in solvent or UV: 1 year
- Fluorescent colours: 3 months
- Gold and silver: 3 months
- Transparent shades: 6 months
- Special products, hardeners: 1 year

DRYING/CURING

Mercury lamps:

A steam UV medium pressure mercury lamp (120- 200 W/cm) prints approximately 4500 pieces/ hour. White, opaque, and metallic colours cure more slowly (about 3000 pieces/hour).

- Recommended dose: 175-250 mJ/cm² irradiance of 600 mW/cm²

UV drying speed depends on the quality of the UV drying unit (power and lamp age, state of the reflector, focus...), the ink deposit, the colour of the substrate and the number of UV drying units.

UV LED drying

UV-PRO MAX can be cured under UV LED under the following conditions:

- UV LED oven with a minimum power of 12W / cm²
- Wavelength 395nm

Make sure that the distance between the LEDs and the substrate corresponds to the indications given by the manufacturer of your equipment.

UV ACCELERATOR 31

If necessary, reactivity can be optimized by incorporating the additive UV ACCELERATOR 31 in the ink in a proportion between 5 and 10%. It performs as well for UV LED curing as for conventional UV curing (mercury lamp)

Be careful, however, when using this additive. It can cause the ink film to harden.


In this case, you can use a simple photoinitiator up to 1 to 3% :

PI COLOR 37 for colors

PI COLOR 98 for white

UV-PRO PLUS

- ready to use,
- low residual odour,
- adhesion on a lot of different substrates which make UV-PRO PLUS a reliable multipurpose ink.



UV-PRO PLUS

UV-PRO PLUS is a versatile range of UV inks designed to offer a satin effect, suitable for various substrates including paper, cardboard, PVC, polystyrene, and polycarbonate. Noteworthy for their low odor during the printing process, these inks provide a convenient solution for a wide array of printing applications across different materials, ensuring both quality and comfort during production.

Packaging: 1kg



SUBSTRATE

paper, cardboard
PC
rigid PVC
PS

ADDITIVES

Metallic Effects
Levelling Agent 25
Thinner T87
Hardener H50
UV Accelerator 31
PI Color 37
PI Color 98
Photo Initiator 70
Solvent ECO
Solvent S10
OB Powder B37
OB Paste B00
Mesh Opener
Fluo
Luminescent Powder
Phosphorizing Powder
Sand Powder

AVAILABLE COLOURS

Keller offers a full in-house colour matching service from 1 kg. We prepare colours according to Pantone, RAL, NCS palette.

BASE 14	
PROCESS BASE 141	
WHITE 03	
WHITE 031	
TRANSPARENT LACQUER 04	
PROCESS 1 YELLOW	
PROCESS 2 YELLOW	
YELLOW CLF	
MEDIUM YELLOW 051	
YELLOW ORANGE 052	
MANDARIN 071	
ORANGE CLF	
RED CLF	
PROCESS MAGENTA	
CARMINE RED 08	
WARM RED 18	
DARK RED 091	
PINK 10	
VIOLET 11	
BLUE 12	
REFLEX BLUE 121	
PROCESS CYAN	
EMERALD GREEN 131	
BLACK 01	
BLACK OPAQUE 011	
PROCESS BLACK	

UV-PRO PLUS

INK ADHESION

It is possible to print this ink on Corona treated PP and PE sheets by adding, if necessary, 3 to 5% HARDENER H50. Because of the large diversity of substrates, it is recommended to carry out pre-production trials.

ASPECT

Satin.

THINNING

The most appropriate thinner is THINNER T87 (1-5%).

PRINTING EQUIPMENT

Semi-automatic or automatic printers.

SQUEEGEES

Hardeness 75 to 85 Shore

SCREEN MESH

Mesh 140-180 (threads/cm).

CLEANING

SOLVENT ECO or SOLVENT S10.

DRYING/CURING

UV curing ink. Optimal cure performance of 150 and 250 mJ/cm² is generally achieved with a UV curing unit of one or two 120 W/cm lamps at belt speed of 10 to 20 m/min.

STORAGE

UV-PRO PLUS ink series are guaranteed to be stable in their original, unopened packaging; they have a shelf life of 24 months. Storage should be at a temperature between 15 and 25 °C.

DRYING/CURING

UV curing ink. Optimal cure performance of 150 and 250 mJ/cm² is generally achieved with a UV curing unit of one or two 120 W/cm lamps at belt speed of 10 to 20 m/min.

UV-PRO SCRATCH OFF INK

- for printing promotional coupons, lottery tickets, and betting slips,
- UV scratch-off inks are durable and flexible,
- exceptional opacity, ensuring that the print remains completely concealed.



UV-PRO SCRATCH OFF

SCRATCH-OFF inks serve as highly opaque printing inks designed to obscure underlying data or messages. These inks, which are UV curable screen printing inks, are specifically formulated for easy removal using a fingernail or coin, ensuring clean and effortless scratch-off functionality. With exceptional opacity, they effectively block out printed content entirely.

These specialized inks find application in various contexts, including the printing of instant lottery tickets, commercial games (such as magazine inserts), and direct mail, serving both entertainment and promotional purposes.

They can be applied in multiple layers or as a single heavy coat over a clear release coating. To prevent absorption into the substrate, we recommend using a UV varnish release coat, such as our Separation Varnish.

Packaging: 1kg



SUBSTRATE

paper, cardboard
PP
PE (HDPE and LDPE)

ADDITIVES

Separation Varnish
Thinner T87

AVAILABLE COLOURS

SCRATCH OFF SILVER INK	
SCRATCH OFF GOLD INK	

Silver scratch-off ink - **Opaque**

Gold scratch-off ink - **Moderately opaque**

UV scratch-off inks are durable and flexible. These properties can be significantly influenced by printing conditions, such as ink coating density, printing speed, or UV lamp efficiency.

UV-PRO SCRATCH OFF

THINNING

The most appropriate thinner is THINNER T 87 (max. 10%).

SCREEN MESH

Mesh 140-180 (threads/cm).

CLEANING

SOLVENT H1, SOLVENT ECO or SOLVENT S10

STORAGE

For two-component inks, there is no specified shelf life.

For single-component inks, we guarantee chemical stability for 6 months in the original, unopened packaging.

In case of sedimentation, the product can still be used after proper mixing. However, if there is chemical instability, the product is definitely not suitable for use.

DRYING/CURING

The ink must be soft yet resistant to abrasion. All scratch-off inks can be cured using a medium-powered mercury lamp, at least 160 W/cm. The optimal energy efficiency is 250-300 mJ/cm².

UV-PRO KEYBOARD VARNISH

- UV textured lacquer system,
- mixing lacquers together to achieve different texture classes,
- ability to achieve personalized lacquer texture for the customer,
- covering large surfaces with lacquer without specific development,
- facilitation of production by using only 4 textured lacquers.



UV-PRO KEYBOARD VARNISH

KEYBOARD VARNISH - a lacquer designed to protect pre-printed graphics. It works perfectly, for example, when marking computer keyboards.

The KEYBOARD VARNISH system consists of 4 textured lacquers:

HIGH-POROSITY LACQUER
LOW-POROSITY LACQUER
SATIN LACQUER
GLOSS LACQUER

The same base formula is used with different texturing powders.

Packaging: 1kg




SUBSTRATE

PS
ABS

ADDITIVES

Reactive Thinner
Thinner T87
Hardener H50



UV-PRO KEYBOARD VARNISH

SCREEN MESH

The final texture appearance will mainly depend on the particle size and percentage of usage. Importantly, the mesh size must be correlated with the particle size of the structure. After conducting various application tests, we have approved the following recommendations:

	MESH THREADS		
	68.55	90	120
HIGH-POROSITY LACQUER	Yellow	Blue	Blue
LOW-POROSITY LACQUER	Yellow	Yellow	Blue
SATIN LACQUER	Yellow	Yellow	Yellow
GLOSSY LACQUER	Yellow	Yellow	Yellow



No risk of mesh blockage



Risk of mesh blockage

When mixing several lacquers, it will be necessary to use a mesh tailored to the largest particles present in the mixture.



UV-PRO KEYBOARD VARNISH

AN EXAMPLE MIXING TABLE OF LACQUERS:

Variant no. 1

HIGH-POROSITY LACQUER	100%
HIGH-POROSITY LACQUER	50%
GLOSSY LACQUER	50%
HIGH-POROSITY LACQUER	15%
GLOSSY LACQUER	85%
GLOSSY LACQUER	100%

Variant no. 2

HIGH-POROSITY LACQUER	30%
LOW-POROSITY LACQUER	70%
HIGH-POROSITY LACQUER	15%
LOW-POROSITY LACQUER	85%
HIGH-POROSITY LACQUER	2,5%
LOW-POROSITY LACQUER	97,5%

Variant no. 3

LOW-POROSITY LACQUER	100%
LOW-POROSITY LACQUER	50%
SATIN LACQUER	50%
SATIN LACQUER	100%

Variant no. 4

HIGH-POROSITY LACQUER	50%
SATIN LACQUER	50%
HIGH-POROSITY LACQUER	20%
SATIN LACQUER	80%

UV-PRO 3D VARNISH

- screen printing is the perfect process for printing thick-layered, embossed designs and for printing hazard symbols,
- UV embossed varnish is used for graphic effects (3D) and for printing Braille alphabet for visually impaired or blind individuals.



UV-PRO 3D VARNISH

UV embossed lacquer for graphic effects (3D) and for printing Braille alphabet for visually impaired or blind people. Printing thick layers of embossed lacquer can serve three different functions: graphic effect, often referred to as "embossed", used to highlight certain areas of the print, text for tactile reading, and printing warning signs, detectable by touch.

This lacquer is intended for flat or rotary screen printing.

Packaging: 1kg



SUBSTRATE

paper, cardboard
PCV
PP
polyester
PE (HDPE and LDPE)

ADDITIVES

Levelling Agent 25
Thinner T87
Photo Initiator 70

APPLICATION

Printing thick layers of varnish with a raised effect can serve three different functions: a graphic effect, often referred to as "embossed," used to highlight certain areas of the print. Text intended for tactile reading (BRAILLE). It serves as an alternative to embossing or injection molding processes. The height of the dots should range between 0.2 mm and 0.4 mm, and their diameter should be 1.6 mm. Warning signs of danger, detectable by touch. The definition and list of warning signs of danger, detectable by touch, are included in the standards EN ISO 11683 and DIN "Packaging -- Warning signs of danger, detectable by touch -- Requirements" from November 1997.

NAME	APPLICATION	SUBSTRATES	TECHNOLOGY
3D VARNISH FLATBED	Flexible raised varnish, silicone-free, highly transparent; viscosity suitable for flat or rotary screen printing. Avoid very thick layers.	Paper, cardboard, pre-treated PE or PP (after corona treatment or application of a top layer), coated polyester surfaces, PVC protective films.	Flatbed or rotary screen printing.
3D VARNISH ROTARY	Raised varnish for rotary printing.		Rotary screen printing.

PRINTING PROCESS

Thick layer prints can be done using both flatbed and rotary screen printing. However, different application methods require completely different approaches in terms of choosing the screen size and its coating structure.

SCREEN

For achieving an ideal print, the line thickness in the graphic image should be at least 0.5 mm. In rotary screen printing, screens with thicknesses of 200 µm and 150 µm are recommended. By maintaining such parameters, it is possible to obtain a layer thickness ranging from 150 to 220 microns. In flatbed screen printing, we recommend screens with 43 to 77 threads per cm. When applying a multi-layer coating, it is possible to obtain a layer thickness ranging from 100 to 200 microns. For printing Braille or creating thick elements such as water droplets, the screen density must be lower: 24-140 (polyester), with a thickness of 250 microns.

PREPARING A SCREEN

An important parameter for achieving the appropriate layer is the method of preparing the screen. The choice of material for the coating, the method of application, and exposure, as well as drying the thick layer of emulsion, have a significant impact on the thickness of the lacquer layer, print resolution, and production stability. Emulsions with high solid particle content and/or capillary coatings with a thickness of 150-300 microns are used to prepare thick screens. In the case of producing large prints with convex lacquer, for example in some graphic applications, the thickness of the screen is less important, except for the edges, while the density of the screen becomes significant.

DRYING/CURING

These lacquers are highly reactive and dry very quickly. In a tunnel equipped with one or two medium-power mercury lamps (150-200 W/cm), the lacquers cure at speeds of 15-50 m/min. Essentially, curing depends on the type of UV dryer (reflectors), the number, power, and age of UV lamps, as well as the thickness of the applied lacquer layer and the speed of the dryer belt.

CLEANING

SOLVENT ECO or SOLVENT S10.

UV-PRO 3D VARNISH

ADDITIVES


- THINNER T87 (max 5%)
- PHOTO INITIATOR 70 (max 3%)
- LEVELLING AGENT 25 (max 1%)

Viscosity has a significant impact on the thickness of the paint coating after UV curing.

Adding a tension corrector will reduce the transparency of the coating, especially with a thick layer.

STORAGE

Our lacquers come with a stability guarantee for 12 months in the original container. Lacquers should be stored at temperatures ranging from 15 to 25 °C.



SCREEN-PRO SECURE

- inks for the decoration of single or multilayer plastic cards (loyalty cards, club cards, banking, telephone),
- is laminable and embossable,
- non-CMR.



SCREEN-PRO SECURE

The **SCREEN-PRO SECURE** ink series is meticulously crafted to cater to the specific needs of printing on substrates utilized in the production of various cards, including loyalty cards, club cards, ATM cards, phone cards, and more. Engineered with precision, these paints offer unparalleled quality and reliability, ensuring optimal results for card manufacturers seeking durability and security in their printing processes. With a focus on meeting industry standards and customer expectations, SCREEN-PRO SECURE paints provide vibrant colors, sharp detailing, and robust adhesion, making them an ideal choice for high-security applications where accuracy and longevity are paramount. Trust in the SCREEN-PRO SECURE series to deliver exceptional performance and peace of mind, every step of the way.

Packaging: 1kg



SUBSTRATE

rigid PVC
PVC film (printing on overlay)

AVAILABLE COLOURS

WHITE 03

ADDITIVES

Solvent ECO
Solvent S10
Mesh Opener
Thinner Secure S, M, F

INK ADHESION

The substrates mentioned before may vary in print quality, even within the same media family. Therefore, it is essential to conduct preliminary tests.

LAMINATION

Tests carried out under general rolling conditions (complete cycle 15min with max temperature 140 °C) and with a coated overlay:

- delamination test value greater than 7N
- delamination test values are measured according to ISO/IEC 10373-1:2020 standard.

ASPECT

Glossy.

THINNING

THINNER SECURE M or THINNER SECURE S.

DRYING/CURING

- By evaporation of solvents
- Hot air tunnel at 50°C for a few minutes

CLEANING

SOLVENT ECO, SOLVENT S10, MESH OPENER.

PRINTING EQUIPMENT

All cylindrical machines as well as flatbed machines.

SCREEN-PRO SECURE

SCREEN MESH

- Mesh 77 to 120 threads/cm for opaque white
- Mesh 77 to 90 threads/cm for metallic and pearlescent inks
- Mesh 90 to 120 threads/cm for standard inks

SQUEEGEES

Hardeness 65 Shore.

STORAGE

SCREEN-PRO SECURE series inks are guaranteed to be stable in their original, unopened packaging; they have a lifespan of 24 months. Storage should be at a temperature between 15 and 25 °C.

ADDITIVES

For best results, the ink mixture should be prepared according to the technical data sheet.



SCREEN-PRO GLASS

- excellent adhesion on various substrates such as glass, metal, lacquered metals, ceramics, various plastics,
- high pigment concentration,
- very high resistance to abrasion and chemicals.



SCREEN-PRO GLASS

The **SCREEN-PRO GLASS** series of two-component epoxy inks offers outstanding adhesion to various substrates including glass, plastic, and metal (such as glass, metal, lacquered metal, polyethylene, and treated polypropylene). With very high surface hardness, excellent gloss, and exceptional resistance properties, this series is ideal for screen printing applications

Packaging: 1kg



SUBSTRATE














glass
PP
PE (HDPE and LDPE)
ceramic
metal
powder-coated surfaces

ADDITIVES

Hardener HX30
Thinner S, M, F

AVAILABLE COLOURS

Keller offers a full in-house colour matching service from 1 kg. We prepare colours according to Pantone, RAL, NCS palette.

WHITE 03	
TRANSPARENT LACQUER 04	
YELLOW 05	
MEDIUM YELLOW 051	
GOLDEN YELLOW 06	
MANDARIN 071	
CARMINE RED 08	
DARK RED 091	
PINK 10	
VIOLET 11	
BLUE 12	
EMERALD GREEN 131	
BLACK 01	

SCREEN-PRO GLASS

APPLICATIONS

The two-component epoxy ink series SCREEN-PRO GLASS has excellent adhesion to many glass, plastic and metal substrates (glass, metal, lacquered metal, polyethylene and treated polypropylene), very high surface hardness, excellent gloss and very good resistance to abrasion, chemicals, solvents and alcohols.

BENEFITS

- Good pot life of the ink + hardener mixture
- Excellent gloss
- Excellent surface tension
- High stability of ink in the screen
- Avoid color separation on pastel shades
- High pigment concentration
- Yellow and red colors are resistant to high temperatures (150 °C)
- When perfectly cured this ink has excellent resistance to many products.

THINNING

Different thinners are available depending on the result you want to achieve (5-20%):

Quick drying: THINNER F

Medium drying: THINNER M

Slow drying: THINNER S

Retarder: RETARDER

HARDENER

The HARDENED HX30 is specially adapted to this ink. Refer to the table below for their terms of use

Very important :

The use of the HARDENED HX30 requires compliance with the following instructions for use:

- 1.Introduce the necessary amount of hardener (10% by weight) and mix well.
 - 2.Wait 10 to 15 minutes before use, this time is imperative in order to obtain the gloss and optimal resistances (a shorter time would considerably harm the appearance and especially the resistances).
- When printing in multi-color with overlays, there is a risk of inter-layer incompatibility if the intermediate drying is too high.

It is imperative to perform a test before going into production.

The adhesion control must be done 48 hours after the exit of the oven. Indeed, at the exit of the oven the ink can still be a little fragile on the surface.

Once the intermediate drying is set, it is essential to provide a final drying at 150 °C for 30 minutes for maximum resistance.

Special case:

Polypropylene sheets: this type of substrates is Corona treated during the manufacture of the support, but the duration of this treatment is limited in time, so we advise before printing to check the degree of treatment using a solution to evaluate the surface energy of the media to print.

SCREEN-PRO GLASS

ASPECT

Very glossy.

SCREEN MESH

Mesh 77 to 120 threads/cm.

SQUEEGEES

Hardeness 75 or 85 Shore.

PRINTING EQUIPMENT

Semi-automatic machines.

CLEANING

SOLVENT S10

STORAGE

If the ink is stored in a dark place, in its original sealed packaging, at a temperature of 15-25 °C, the storage time is:

- 36 months for colors, white, black and bases

ADDITIVES

ADDITIVE FOR PASTEL SHADES

Use 1% to 2% to avoid color separation in pastel shades.

ADDITIVE FOR GLOSS AND SURFACE TENSION

Use 5% to 10% to improve the tension surface and the glossiness of the ink film.

SCREEN-PRO COMPLEX

- glossy ink, good resistance to hydrocarbons, weather resistant
- thermoformable, weldable
- non-CMR



SCREEN-PRO COMPLEX

Our ink range comprises high-quality glossy inks **SCREEN-PRO COMPLEX**, known for their excellent resistance to hydrocarbons and weather conditions. Additionally, they are easy to thermoform and weld, making them versatile for various manufacturing processes. Furthermore, our inks are free from CMR substances, ensuring both environmental safety and user health

Packaging: 1kg



SUBSTRATE









acrylic glass
PP
PE (HDPE and LDPE)
ceramic
metal
powder-coated surfaces

ADDITIVES

Solvent ECO
Thinner S, M, F

AVAILABLE COLOURS

Keller offers a full in-house colour matching service from 1 kg. We prepare colours according to Pantone, RAL, NCS palette.

WHITE 03	
TRANSPARENT LACQUER 04	
YELLOW 05	
GOLDEN YELLOW 06	
ORANGE 07	
RED 09	
CARMINE RED 08	
PINK 10	
VIOLET 11	
BLUE 12	
DEEP BLUE 012	
GREEN 13	
BLACK 01	

SCREEN-PRO COMPLEX

APPLICATIONS

SCREEN-PRO COMPLEX is a high gloss ink designed for highquality printing in the fields of industrial labeling, membrane keyboards, and all kinds of industrial marking.

THINNING

Different thinners are available depending on the result you want to achieve (5-20%):

- Quick drying: THINNER F
- Medium drying: THINNER M
- Slow drying: THINNER S

ASPECT

Glossy.

SCREEN MESH

Mesh 90 to 140 threads/cm.

For long-term outdoor applications, it is recommended to use a mesh 77 to 90 threads/cm.

SQUEEGEES

Hardeness 75 or 85 Shore.

CLEANING

SOLVENT ECO, MESH OPENER.

PRINTING EQUIPMENT

Semi-automatic or automatic machines.

DRYING

- Open air drying: 4 to 6 minutes
- Drying at 50/55 °C: 20 to 30 seconds

SCREEN-PRO COMPLEX

STORAGE

SCREEN-PRO COMPLEX ink series are guaranteed stable in their original, unopened packaging; they have a shelf life of 12 months. Storage should be at a temperature between 15 and 25 °C.

ADDITIVES

Do not forget that additives must not be incorporated systematically in the inks, but must be used with caution as their dosage and their field of use can often present risks. The special products we deliver are of consistent quality.

KELLER cannot guarantee the work using these products. Indeed, they cannot influence neither the working methods nor the operating parameters.

EVALUATION OF LIGHT FASTNESS

The safest method of evaluation involves exposing the printed media in its actual atmosphere: the disadvantage of this method is the duration that must be equal to the desired time. The accelerated method allows to test the printed media in a specific device. In comparing the evolution of printing relative to standard stallions, we can deduct the strength indices (according to standard NFT 30-057):

- 1 = very poor
- 2 = poor
- 3 = moderate
- 4 = pretty good
- 5 = good
- 6 = very good
- 7 = excellent
- 8 = outstanding

Light fastness is the maintenance over time of the colour and intensity of a print. Not to be confused with the weather resistance or other factors than light which can decrease printing durability: moisture, air pollution, substrate, heat, cold, etc... Light Fastness depends on the nature of the light (day or artificial light) and on light intensity (climate, season). The strength of a print can vary with the thickness of ink deposit (the thinner the ink thickness, the weaker the light resistance) and the nature of the substrate. The strength of an ink depends on the components used (some binders or pigments are more resistant than others to light) and the percentage of dye or of the quantity of white pigment in the ink. Thus we should now that:

Low intensity = loss of resistance.

Pastels Tons = loss of strength.

SCREEN-PRO MATT HR

- matt ink with a great covering power
- weather resistant
- non-CMR



SCREEN-PRO MATT HR

SCREEN-PRO MATT HR is an ink formulation characterized by its matte appearance, specifically tailored for applications that demand exceptional quality, opacity, flexibility, and resilience against plasticizers. Its unique properties make it ideal for a diverse range of uses, including those involving welding processes. Whether applied to surfaces subject to frequent handling or environments with high exposure to external elements, SCREEN-PRO MATT HR maintains its integrity and aesthetic appeal, providing a durable solution that meets the stringent demands of various industries.

Packaging: 1kg



SUBSTRATE












PC
PVC
polyester
ABS
powder-coated surfaces

ADDITIVES

Solvent ECO
Thinner S, M, F

AVAILABLE COLOURS

Keller offers a full in-house colour matching service from 1 kg. We prepare colours according to Pantone, RAL, NCS palette.

WHITE 03	
TRANSPARENT LACQUER 04	
LEMON YELLOW 15	
GOLDEN YELLOW 06	
ORANGE 07	
RED 09	
CARMINE RED 08	
PINK 10	
VIOLET 11	
BLUE 12	
DEEP BLUE 012	
GREEN 13	
BLACK 01	

SCREEN-PRO MATT HR

APPLICATIONS

SCREEN-PRO MATT HR is a high gloss ink designed for highquality printing in the fields of industrial labeling, membrane keyboards, and all kinds of industrial marking.

THINNING

Different thinners are available depending on the result you want to achieve (5-20%):

- Quick drying: THINNER F
- Medium drying: THINNER M
- Slow drying: THINNER S

ASPECT

Matt.

SCREEN MESH

Mesh 90 to 140 threads/cm.

For long-term outdoor applications, it is recommended to use a mesh 77 to 90 threads/cm.

SQUEEGEES

Hardeness 75 or 85 Shore.

CLEANING

SOLVENT ECO, MESH OPENER.

PRINTING EQUIPMENT

Semi-automatic or automatic machines.

DRYING

- Open air drying: 4 to 6 minutes
- Drying at 50/55 °C: 20 to 30 seconds

SCREEN-PRO MATT HR

STORAGE

SCREEN-PRO MATT HR ink series are guaranteed stable in their original, unopened packaging; they have a shelf life of 12 months. Storage should be at a temperature between 15 and 25 °C.

ADDITIVES

Do not forget that additives must not be incorporated systematically in the inks, but must be used with caution as their dosage and their field of use can often present risks. The special products we deliver are of consistent quality.

KELLER cannot guarantee the work using these products. Indeed, they cannot influence neither the working methods nor the operating parameters.

EVALUATION OF LIGHT FASTNESS

The safest method of evaluation involves exposing the printed media in its actual atmosphere: the disadvantage of this method is the duration that must be equal to the desired time. The accelerated method allows to test the printed media in a specific device. In comparing the evolution of printing relative to standard stallions, we can deduct the strength indices (according to standard NFT 30-057):

- 1 = very poor
- 2 = poor
- 3 = moderate
- 4 = pretty good
- 5 = good
- 6 = very good
- 7 = excellent
- 8 = outstanding

Light fastness is the maintenance over time of the colour and intensity of a print. Not to be confused with the weather resistance or other factors than light which can decrease printing durability: moisture, air pollution, substrate, heat, cold, etc... Light Fastness depends on the nature of the light (day or artificial light) and on light intensity (climate, season). The strength of a print can vary with the thickness of ink deposit (the thinner the ink thickness, the weaker the light resistance) and the nature of the substrate. The strength of an ink depends on the components used (some binders or pigments are more resistant than others to light) and the percentage of dye or of the quantity of white pigment in the ink. Thus we should now that:

Low intensity = loss of resistance.

Pastels Tons = loss of strength.

TAMPO-PRO GLASS

- solvent-based pad printing ink, two-component,
- for industrial application on glass and metal,
- compatible with all types of ink cups.



TAMPO-PRO GLASS

A versatile two-component ink **TAMPO-PRO GLASS** specially formulated for industrial applications on glass and metal substrates. This solvent-based ink offers exceptional adhesion and durability, ensuring high-quality prints even in demanding environments. Compatible with all types of ink cups, it provides ease of use and consistent results. Ideal for a wide range of applications including product branding, labeling, and customization. Enhance your printing processes with our reliable solvent-based pad printing ink.

Packaging: 1kg



SUBSTRATE
















glass
metal
ceramic

ADDITIVES

Hardener HX29
Levelling Agent 25
Thinner S, M, F
Solvent S10

AVAILABLE COLOURS

Keller offers a full in-house colour matching service from 1 kg. We prepare colours according to Pantone, RAL, NCS palette.

WHITE 03	
TRANSPARENT LACQUER 04	
LEMON YELLOW 15	
YELLOW 05	
YELLOW ORANGE 052	
ORANGE 07	
CARMINE RED 08	
RUBY 16	
PINK 10	
VIOLET 11	
BLUE 12	
DEEP BLUE 012	
GREEN 13	
BLACK 01	
BLACK 001	

TAMPO-PRO GLASS

APPLICATIONS

TAMPO-PRO GLASS is a two-component pad printing ink for industrial glass and metal applications.

THINNING

TAMPO-PRO GLASS thinners should be adjusted before use to the required viscosity by adding one of the following:

- THINNER F
- THINNER M
- THINNER S

The thinner choice depends on the print parameters and the speed of production.

The touch-dry time is related to the deposit of ink printed on your support. It depends on the print settings such as the choice of cliché, the choice of thinner or the ambient temperature.

ASPECT

Very glossy.

CLICHES & PAD PRINTING MACHINES

The curing system of TAMPO-PRO GLASS ink ensures an application in open and closed machines, if the ink's viscosity has been adjusted with the appropriate thinner.

Standard steel or photopolymer clichés can be used. An etching depth of 20–30 microns is recommended for optimum layer thickness.

TAMPO-PRO GLASS has been studied to be not corrosive, the ink ensures a smooth use with steel clichés. Best printing results will be achieved with a pad reactivated by cleaning with a solvent such as an alcohol to remove residual silicone from pad's surface.

HARDENER & POT LIFE

When the TAMPO-PRO GLASS is mixed with 5% AM 9192 hardener, the pot life is approximately 6 hours at room temperature (20 °C).

The use of hardener HX29 requires compliance with the following instructions:

1. Add the required amount of hardener (5% by weight) and mix well.
2. Wait 15 minutes before use, this time is imperative in order to obtain the glossiness and the optimal resistances (a shorter time would be detrimental to the aspect and especially to the resistances).

Hardener:	HARDENER HX 29
Dose use:	95% ink / 5% hardener
Time of use:	6 hours
Temp. and polymerization time in the oven:	100-130°C , 20-30 minutes
Polymerization time outdoor:	7 days

TAMPO-PRO GLASS

CLEANING

The pad printing equipment (machine/plate) can be cleaned with the standard SOLVENT S10.

SURFACE ENERGY

A uniform surface energy of at least 42 mN/m is required for a good adhesion. The substrate surface should be free of graphite, silicone, dust and residues of rease or similar substances (e.g. finger prints).

STORAGE

The TAMPO-PRO GLASS ink series are guaranteed to be stable in their original, unopened packaging; they have a shelf life of 24 months. Storage should be at a temperature between 15 and 25 °C.

TAMPO-PRO COMPLEX

- versatile solvent-based ink, suitable for open and closed machines
- compatible with all types of ink cups



TAMPO-PRO COMPLEX

This solvent-based ink serie **TAMPO-PRO COMPLEX** is designed to offer versatility in printing applications, suitable for both open and closed machines. Its adaptable nature makes it ideal for various printing setups, ensuring seamless integration into your production processes. Compatible with all types of ink cups, it provides convenience and flexibility, allowing for easy maintenance and operation. Whether you're printing on glass, metal, or other substrates, this ink delivers reliable performance and consistent results. Elevate your printing capabilities with our versatile solvent-based ink.

Packaging: 1kg



SUBSTRATE















PC
PVC
PS
PMMA
ABS
SAN

ADDITIVES

Hardener H50
Levelling Agent 25
Thinner S, M, F

AVAILABLE COLOURS

Keller offers a full in-house colour matching service from 1 kg. We prepare colours according to Pantone, RAL, NCS palette.

WHITE 03	
TRANSPARENT LACQUER 04	
LEMON YELLOW 15	
YELLOW 05	
YELLOW ORANGE 052	
ORANGE 07	
CARMINE RED 08	
RUBY 16	
PINK 10	
VIOLET 11	
BLUE 12	
DEEP BLUE 012	
GREEN 13	
BLACK 01	

TAMPO-PRO COMPLEX

APPLICATIONS

TAMPO-PRO COMPLEX is a satin/glossy, one or two-component pad printing ink designed for industrial and graphic applications.

THINNING AND DRYING

TAMPO-PRO COMPLEX should be adjusted before use to the required viscosity by adding one of the following thinners (10 to 30% in weight)

- THINNER F
- THINNER M
- THINNER S

The thinner choice depends on the required speed, the quality you want to achieve and the parameters of the printing equipment. Mixed with the fast and universal thinner, the ink has a very fast physical drying time between 30 and 60 sec at ambient temperature (20 °C). The touch-dry time depends on the printing parameters such as cliché depth, temperature and additives used. The complete drying time required to obtain all final mechanical and chemical properties is:

- 4 days for one component ink
- 7 days for two components ink

ASPECT

Satin / glossy.

CLICHES & PAD PRINTING MACHINES

The curing system of TAMPO-PRO COMPLEX ink ensures an application in open and closed machines, if the ink's viscosity has been adjusted with the appropriate thinner.

Standard steel or photopolymer clichés can be used. An etching depth of 20–30 microns is recommended for optimum layer thickness.

TAMPO-PRO COMPLEX has been studied to be not corrosive, the ink ensures a smooth use with steel clichés.

Best printing results will be achieved with a pad reactivated by cleaning with a solvent such as an alcohol to remove residual silicone from pad's surface.

HARDENER & POT LIFE

In case of difficult adhesion or Polyolefin substrates (PP/PE), you must add 10% of HARDENER H50. When mixed with HARDENER H50, the pot life reaches around 8 hours at ambient temperature (20 °C). The use of hardener will slightly extend the time of ink's curing. Furthermore, full curing is achieved after 4 days at a room temperature. After that time, complete adherence and physical properties are obtained.

TAMPO-PRO COMPLEX

CLEANING

The pad-printing ink TAMPO-PRO COMPLEX can be removed from printing blocks and working materials without any difficulty, using KELLER's standard cleaning SOLVENT S10.

SURFACE ENERGY

A uniform surface energy of at least 42 mN/m is required for a good adhesion. The substrate surface should be free of graphite, silicone, dust and residues of grease or similar substances (e.g. finger prints).

STORAGE

The TAMPO-PRO COMPLEX ink series are guaranteed to be stable in their original, unopened packaging; they have a shelf life of 36 months. Storage should be at a temperature between 15 and 25 °C.



TAMPO-PRO ROTO

- specially developed for plastic caps and closures
- compatible with all types of ink cup
- suitable for rotary pad printing machines

TAMPO-PRO ROTO

Specially developed for plastic caps and closures, **TAMPO-PRO ROTO** is designed with precision to meet the unique requirements of such applications. It is engineered to be compatible with all types of ink cups, ensuring versatility in its use across various printing setups. Additionally, it is perfectly suited for rotary pad printing machines, making it an ideal choice for industries requiring efficient and reliable printing solutions.

Packaging: 1kg



SUBSTRATE


PP

ADDITIVES

Solvent S10
Thinner Roto F
Thinner Roto S

AVAILABLE COLOURS

Keller offers a full in-house colour matching service from 1 kg. We prepare colours according to Pantone, RAL, NCS palette.

WHITE F	
WHITE M	

APPLICATIONS

TAMPO-PRO ROTO is a satin/glossy, one-component pad printing ink designed for industrial and graphic applications on treated PP.

THINNING AND DRYING

TAMPO-PRO ROTO printing ink should be adjusted before use to the required viscosity by adding the following thinners:

- THINNER ROTO F
- THINNER ROTO S

The complete drying time of at least 24h is required to obtain all final mechanical and chemical properties.

ASPECT

Satin / glossy.

CLICHES & PAD PRINTING MACHINES

TAMPO-PRO ROTO is compatible with all existing open or closed pad printing systems.

The curing system of C-PAD ink ensures an application in open and closed machines, if the ink's viscosity has been adjusted with the appropriate thinner.

Standard steel or photopolymer clichés can be used. An etching depth of 20-30 microns is recommended for optimum layer thickness.

TAMPO-PRO ROTO has been studied to be not corrosive, the ink ensures a smooth use with steel clichés. Best printing results will be achieved with a pad reactivated by cleaning with a solvent such as an alcohol to remove residual silicone from pad's surface.

TAMPO-PRO ROTO is suitable for Rotary pad printing machines.

LEVELLING AGENT

The additive Levelling Agent 25 will eliminate surface problems such as bubbles or pinholes, and will help reaching a smooth surface. Instruction: 0,5 to 1 % maximum. Because of a large diversity of plastics, recycled materials and copolymers, we strongly recommend to carry out pre-production trials to assess suitability of TAMPO-PRO ROTO to the substrate.

TAMPO-PRO ROTO

CLEANING

The pad-printing ink TAMPO-PRO ROTO can be removed from printing blocks and working materials without any difficulty, using KELLER's standard cleaning SOLVENT S10.

SURFACE ENERGY

A uniform surface energy of at least 42 mN/m is required for a good adhesion. The substrate surface should be free of graphite, silicone, dust and residues of rease or similar substances (e.g. finger prints).

STORAGE

The TAMPO-PRO ROTO ink series are guaranteed to be stable in their original, unopened packaging; they have a shelf life of 12 months. Storage should be at a temperature between 15 and 25 °C.

TAMPO-STD HARD

- specially developed for printing on different types of substrates
- good coverage and high solidity
- two-component ink



TAMPO-STD HARD

Solvent-based pad printing inks **TAMPO-STD HARD** are specifically formulated for pad printing applications. They utilize solvents as carriers and are two-component, ensuring excellent durability and resilience on a variety of surfaces. Through the pad printing process, a glossy finish can be achieved, adding elegance and a professional look to printed items. These inks are designed for printing on a range of materials including aluminum, hard plastics, wood, lacquered surfaces, metals in general, plastics. Due to their versatility and durability, solvent-based pad printing inks are an ideal solution for industrial, advertising, and consumer product manufacturing applications.



Packaging: 1kg

SUBSTRATE

glass
metal/aluminium
ceramic
powdered coated surfaces
Polyurethane
PP
PET
PETG

ADDITIVES

Thinner 01M
Thinner 01S
Thinner 01F
Hardener H01
Hardener 01 GLASS

APPLICATIONS

TAMPO-STD HARD is a glossy, two-component pad printing ink designed for industrial and graphic applications on different types of substrates.

ASPECT

Glossy.













AVAILABLE COLOURS

Keller offers a full in-house colour matching service from 1 kg. We prepare colours according to Pantone, RAL, NCS palette.

STANDARD COLOURS

TRANSPARENT LACQUER	
WHITE 03	
YELLOW 05	
GOLDEN YELLOW 06	
ORANGE YELLOW 066	
LIGHT ORANGE 07	
HONEY ORANGE 077	
RED 09	
DEEP RED 099	
CARMINE RED 08	
PINK 10	
LIGHT BLUE 0012	
MEDIUM BLUE 0112	
DEEP BLUE 012	
DARK BLUE 0122	
DARK VIOLET 111	
TURQUOISE 003	
BRIGHT GREEN 13	
DARK GREEN 133	
EMERALD 0133	
BRIGHT BROWN 15	
DARK BROWN 155	
BLACK 01	
DEEP BLACK 0111	













OPAQUE COLOURS

WHITE OPAQUE 031	
YELLOW OPAQUE 051	
GOLDEN YELLOW OPAQUE 061	
ORANGE YELLOW OPAQUE 0661	
LIGHT ORANGE OPAQUE 071	
RED OPAQUE 091	
DEEP RED OPAQUE 0991	
CARMINE RED OPAQUE 081	
LIGHT BLUE OPAQUE 00121	
DARK VIOLET OPAQUE 1111	
BRIGHT GREEN OPAQUE 131	
BLACK OPAQUE 011	

MIXING COLOURS

WHITE 03 MIX	
YELLOW 05 MIX	
ORANGE YELLOW 066 MIX	
ORANGE MIX	
DEEP RED 099 MIX	
CARMINE RED 08 MIX	
MAGENTA MIX	
BLUE OPAQUE 12 MIX	
DARK VIOLET 111	
BLACK 01	

METALLIC COLOURS

GOLD A	
GOLD B	
GOLD C	
GOLD D	
GOLD E	
GOLD F	
BROWN 1	
BROWN 2	
SILVER A	
MODERN YELLOW	
MODERN MAGENTA	
MODERN BLUE	
MODERN BLACK	

TAMPO-STD HARD

THINNING AND DRYING

The ink in this series undergoes drying either through solvent evaporation or chemical reaction. The drying time varies depending on several factors:

- The thickness of the ink layer being printed, whether it's a single print or multiple layers.
- The type and quantity of thinners or retarders utilized.
- The specific type of oven and its drying temperature.
- The nature of the substrate onto which the ink is applied.

For ink drying via solvent evaporation:

Typically takes 10-15 minutes at room temperature, subject to local conditions.

Can be expedited to 20-30 seconds at 50°C in an air circulation oven.

(Note: Testing in our laboratory was conducted at a speed of 8 meters per minute, with a 36-micron die plate, and a medium Thinner 01M at 15%, inside an air circulation oven.)

For ink drying via two-component polymerization:

Polymerization, which is a chemical reaction process, begins roughly 15 minutes after the catalyst is added.

Polymerization duration primarily depends on temperature.

At a minimum of 20°C, Series TAMPO-STD HARD completes its cross-linking process in about 6-7 days.

Higher temperatures significantly accelerate the cross-linking process.

For instance, at 140°C (using a 36-micron die plate, Thinner 01M at 15%, and 30 minutes in the oven), we achieve a film with extensive polymerization and maximum solidity.

For printing on glass add HARDENER 01 GLASS (max 5%).

CLEANING

The pad-printing ink TAMPO-STD HARD can be removed from printing blocks and working materials without any difficulty, using KELLER's standard cleaning SOLVENT S10.

STORAGE

The TAMPO-STD HARD ink series are guaranteed to be stable in their original, unopened packaging; they have a shelf life of 36 months. Storage should be at a temperature between 15 and 25 °C.

TAMPO-STD SOFT

- excellent elasticity and flexibility,
- deal for diverse surfaces including leather, natural fabrics and synthetics like nylon and polyurethane,
- suitable for soft touch surface



2732 65

TAMPO-STD SOFT

The **TAMPO-STD SOFT** series of graphic inks offers versatile solutions for various printing needs. When employed as a one-component ink, it undergoes a physical drying process, facilitated by the evaporation of solvents. This series demonstrates remarkable elasticity and flexibility, adaptable to the desired thickness of the printed ink layer, whether in a single pass or through multiple layers. Its application extends to the production of sleek, dry decals, ideal for diverse surfaces including leather, natural fabrics, and synthetics like nylon and polyurethane.

Packaging: 1kg



SUBSTRATE

leather
rubber
PA/PU

ADDITIVES

Thinner O2M
Thinner O2S
Thinner O2F
Hardener H01

APPLICATIONS

TAMPO-STD SOFT is a glossy, one or two -component pad printing ink designed for industrial and graphic applications on leather, rubber and PA/PU.

ASPECT

Glossy.



AVAILABLE COLOURS

Keller offers a full in-house colour matching service from 1 kg. We prepare colours according to Pantone, RAL, NCS palette.












STANDARD COLOURS

TRANSPARENT LACQUER	
WHITE 03	
YELLOW 05	
GOLDEN YELLOW 06	
ORANGE YELLOW 066	
LIGHT ORANGE 07	
HONEY ORANGE 077	
RED 09	
DEEP RED 099	
CARMINE RED 08	
PINK 10	
LIGHT BLUE 0012	
MEDIUM BLUE 0112	
DEEP BLUE 012	
DARK BLUE 0122	
DARK VIOLET 111	
TURQUOISE 003	
BRIGHT GREEN 13	
DARK GREEN 133	
EMERALD 0133	
BRIGHT BROWN 15	
DARK BROWN 155	
BLACK 01	
DEEP BLACK 0111	














OPAQUE COLOURS

WHITE OPAQUE 031	
BLACK OPAQUE 011	

MIXING COLOURS

WHITE 03 MIX	
YELLOW 05 MIX	
ORANGE YELLOW 066 MIX	
ORANGE MIX	
DEEP RED 099 MIX	
CARMINE RED 08 MIX	
MAGENTA MIX	
BLUE OPAQUE 12 MIX	
DARK VIOLET 111 MIX	
GREEN 13 MIX	
BLACK 01 MIX	

METALLIC COLOURS

GOLD A	
GOLD B	
GOLD C	
GOLD D	
GOLD E	
GOLD F	
BROWN 1	
BROWN 2	
SILVER A	
MODERN YELLOW	
MODERN MAGENTA	
MODERN BLUE	
MODERN BLACK	

TAMPO-STD SOFT

THINNING AND DRYING

Drying process: 20 minutes at room temperature TAMPO-STD SOFT series dries physically by evaporation of solvents or through chemical reaction.

Drying times depend on various factors:

- thickness of printed ink layer (single print, multi-layer print).
- . type and amount of thinners/retarders used.
- . type of oven
- . drying temperature
- . type of substrate on which the ink is deposited.

Ink dries physically by evaporation of solvents:

- 15-20 minutes at room temperature (depending on local conditions)
- 60 sec at 50°C in an air circulation oven

(The test performed in our laboratory was carried out under the following conditions: 8 mt/min, clichet at 36 microns, THINNER 02M at 15%, air circulation oven).

Two-component drying by polymerization:

When the Series TAMPO-STD SOFT is additivated with the relative hardener, at the beginning the ink dries physically, followed by the polymerization reaction which takes place at room temperature (20°C) in at least 5-7 days.

If the printed film is heated in an oven at 80°C for about 10 minutes, the polymerization is completed within 48 hours.

CLEANING

The pad-printing ink TAMPO-STD SOFT can be removed from printing blocks and working materials without any difficulty, using KELLER's standard cleaning SOLVENT S10.

STORAGE

The TAMPO-STD SOFT ink series are guaranteed to be stable in their original, unopened packaging; they have a shelf life of 36 months. Storage should be at a temperature between 15 and 25 °C.

TAMPO-STD GADGET

- excellent opacity and printability
- suitable for different types of advertising gadgets
- high chemical-physical solidity



TAMPO-STD GADGET

The **TAMPO-STD GADGET** series offer an ideal solution for professional applications where print durability and aesthetics are paramount. With their excellent printing capabilities and quick drying time, they are perfect for a variety of industries. Their solubility during the printing process makes them easy to use, while their high gloss finish gives prints a professional appearance. Additionally, they boast outstanding chemical-physical durability and adhesion, even on surfaces with poor wettability. Thanks to them, we can achieve excellent results even on challenging materials such as hard plastics and metals.

Packaging: 1kg



SUBSTRATE

ABS
metal/aluminium
powdered coated surfaces
PC
PMMA
PS
PU
PVC
PE
PP

ADDITIVES

Thinner 01M
Thinner 01S
Thinner 01F
Hardener H01

APPLICATIONS

TAMPO-STD GADGET is a glossy, one or two-component pad printing ink designed for industrial and graphic applications on ABS, metal/aluminium, powdered coated surfaces, PC, PMMA, PS, PU, PVC, PE and PP.

ASPECT

Glossy.

TAMPO-STD GADGET













AVAILABLE COLOURS

Keller offers a full in-house colour matching service from 1 kg. We prepare colours according to Pantone, RAL, NCS palette.












STANDARD COLOURS

TRANSPARENT LACQUER	
WHITE 03	
YELLOW 05	
GOLDEN YELLOW 06	
ORANGE YELLOW 066	
LIGHT ORANGE 07	
HONEY ORANGE 077	
RED 09	
DEEP RED 099	
CARMINE RED 08	
PINK 10	
LIGHT BLUE 0012	
MEDIUM BLUE 0112	
DEEP BLUE 012	
DARK BLUE 0122	
DARK VIOLET 111	
TURQUOISE 003	
BRIGHT GREEN 13	
DARK GREEN 133	
EMERALD 0133	
BRIGHT BROWN 15	
DARK BROWN 155	
BLACK 01	














OPAQUE COLOURS

WHITE OPAQUE 031	
YELLOW OPAQUE 051	
GOLDEN YELLOW OPAQUE 061	
ORANGE YELLOW OPAQUE 0661	
LIGHT ORANGE OPAQUE 071	
RED OPAQUE 091	
DEEP RED OPAQUE 0991	
CARMINE RED OPAQUE 081	
LIGHT BLUE OPAQUE 00121	
DARK VIOLET OPAQUE 1111	
BRIGHT GREEN OPAQUE 131	
BLACK OPAQUE 011	







MIXING COLOURS

WHITE 03 MIX	
YELLOW 05 MIX	
ORANGE YELLOW 066 MIX	
ORANGE MIX	
DEEP RED 099 MIX	
CARMINE RED 08 MIX	
MAGENTA MIX	
BLUE OPAQUE 12 MIX	
DARK VIOLET 111 MIX	
GREEN 13 MIX	
BLACK 01 MIX	

METALLIC COLOURS

GOLD A	
GOLD B	
GOLD C	
GOLD D	
GOLD E	
GOLD F	
BROWN 1	
BROWN 2	
SILVER A	
MODERN YELLOW	
MODERN MAGENTA	
MODERN BLUE	
MODERN BLACK	

FLUO COLOURS

YELLOW FLUO 1	
YELLOW FLUO 01	
ORANGE FLUO	
RED FLUO	
PINK FLUO	
GREEN FLUO	

TAMPO-STD GADGET

DRYING

Drying process: 15 minutes at room temperature.

TAMPO-STD GADGET series dries physically by evaporation of solvents or through chemical reaction.

Drying times depend on various factors:

- thickness of printed ink layer (single print, multi-layer print).
- type and amount of thinners/retarders used
- type of oven
- drying temperature
- type of substrate on which the ink is deposited.

Ink dries physically by evaporation of solvents:

- 15 minutes at room temperature (depending on local conditions)
- 60 sec at 50°C in an air circulation oven.

(The test performed in our laboratory was carried out under the following conditions: 8 mt/min, die palte at 36 microns, THINNER 01M at 15%, air circulation oven).

Two-component drying by polymerization:

When the Series TAMPO-STD GADGET is additivated with the relative hardener, at the beginning the ink dries physically, followed by the polymerization reaction which takes place at room temperature (20°C) in at least 5-7 days.

If the printed film is heated in an oven at 80°C for about 20 minutes, the polymerization is completed within 48 hours.

CLEANING

The pad-printing ink TAMPO-STD GADGET can be removed from printing blocks and working materials without any difficulty, using KELLER's standard cleaning SOLVENT S10.

STORAGE

The TAMPO-STD GADGET ink series are guaranteed to be stable in their original, unopened packaging; they have a shelf life of 36 months. Storage should be at a temperature between 15 and 25 °C.

TAMPO-STD PP

- glossy appearance,
- superb adhesion is achieved even on surfaces exhibiting low wettability,
- good opacity and excellent chemical-physical solidity



TAMPO-STD PP

The **TAMPO-STD PP** series inks are designed for optimal performance across various substrates, providing exceptional print quality and durability. With a glossy finish and quick drying time, they are suitable for applications requiring both aesthetics and functionality. Their excellent adhesion, even on surfaces with poor wettability, ensures reliable results, while their pseudoplastic nature enhances printability. While pre-treatment may not be necessary for printing on 100% Polypropylene (PP) substrates, we recommend conducting preventive tests for Aluminum surfaces. Additionally, for enhanced adhesion, specific treatments such as plasma, corona, or flaming may be utilized. Our inks offer outstanding chemical-physical solidity, making them ideal for a wide range of printing needs. Pre-tests are suggested due to possible differences in substrate quality.



Packaging: 1kg

SUBSTRATE

PP
metal/aluminium
PS
PU

ADDITIVES

Thinner 01M
Thinner 01S
Thinner 01F
Hardener H01

APPLICATIONS

TAMPO-STD PP is a glossy, one or two-component pad printing ink designed for industrial and graphic applications on PP, metal/aluminium, PS and PU.

ASPECT

Glossy.













AVAILABLE COLOURS

Keller offers a full in-house colour matching service from 1 kg. We prepare colours according to Pantone, RAL, NCS palette.












STANDARD COLOURS

TRANSPARENT LACQUER	
WHITE 03	
YELLOW 05	
GOLDEN YELLOW 06	
ORANGE YELLOW 066	
LIGHT ORANGE 07	
HONEY ORANGE 077	
RED 09	
DEEP RED 099	
CARMINE RED 08	
PINK 10	
LIGHT BLUE 0012	
MEDIUM BLUE 0112	
DEEP BLUE 012	
DARK BLUE 0122	
DARK VIOLET 111	
TURQUOISE 003	
BRIGHT GREEN 13	
DARK GREEN 133	
EMERALD 0133	
BRIGHT BROWN 15	
DARK BROWN 155	
BLACK 01	














OPAQUE COLOURS

WHITE OPAQUE 031	
YELLOW OPAQUE 051	
GOLDEN YELLOW OPAQUE 061	
ORANGE YELLOW OPAQUE 0661	
LIGHT ORANGE OPAQUE 071	
RED OPAQUE 091	
DEEP RED OPAQUE 0991	
CARMINE RED OPAQUE 081	
LIGHT BLUE OPAQUE 00121	
DARK VIOLET OPAQUE 1111	
BRIGHT GREEN OPAQUE 131	
BLACK OPAQUE 011	







MIXING COLOURS

WHITE 03 MIX	
YELLOW 05 MIX	
ORANGE YELLOW 066 MIX	
ORANGE MIX	
DEEP RED 099 MIX	
CARMINE RED 08 MIX	
MAGENTA MIX	
BLUE OPAQUE 12 MIX	
DARK VIOLET 111 MIX	
GREEN 13 MIX	
BLACK 01 MIX	

METALLIC COLOURS

GOLD A	
GOLD B	
GOLD C	
GOLD D	
GOLD E	
GOLD F	
BROWN 1	
BROWN 2	
SILVER A	
MODERN YELLOW	
MODERN MAGENTA	
MODERN BLUE	
MODERN BLACK	

FLUO COLOURS

YELLOW FLUO 1	
YELLOW FLUO 01	
ORANGE FLUO	
RED FLUO	
PINK FLUO	
GREEN FLUO	

TAMPO-STD PP

THINNING AND DRYING

Drying process: 15 minutes at room temperature

TAMPO-STD PP series dries physically by evaporation of solvents or through chemical reaction.

Drying times depend on various factors:

- thickness of printed ink layer (single print, multi-layer print).
- type and amount of thinners/retarders used
- type of oven
- drying temperature
- type of substrate on which the ink is deposited.

Ink dries physically by evaporation of solvents:

- 15 minutes at room temperature (depending on local conditions)
- 60 sec at 50°C in an air circulation oven.

(The test performed in our laboratory was carried out under the following conditions: 8 mt/min, die plate at 36 microns, THINNER 01M at 15%, air circulation oven).

Two-component drying by polymerization:

When the Series TAMPO-STD PP is added with the relative hardener, at the beginning the ink dries physically, followed by the polymerization reaction which takes place at room temperature (20°C) in at least 5-7 days.

If the printed film is heated in an oven at 80°C for about 20 minutes, the polymerization is completed within 48 hours.

CLEANING

The pad-printing ink TAMPO-STD PP can be removed from printing blocks and working materials without any difficulty, using KELLER's standard cleaning SOLVENT S10.

STORAGE

The TAMPO-STD PP ink series are guaranteed to be stable in their original, unopened packaging; they have a shelf life of 36 months. Storage should be at a temperature between 15 and 25 °C.

ADDITIVES

In our offer, we also provide additives for UV-PRO, SCREEN-PRO, TAMPO-PRO and TAMPO-STD graphic inks. Dedicated additives and enhancements are available for each ink series to facilitate and refine the printing process. These include hardeners, thinners, phosphorescent powders, metallic effect agents, and more. We encourage you to explore Keller's offerings, and in case of any questions, our R&D department will gladly assist in selecting the suitable additive according to your needs.



additives specification

ADDITIVE \ INK	UV-PRO GLASS	UV-PRO LED GLASS	UV-PRO LED 1000	UV-PRO P PLAST	UV-PRO 1000	UV-PRO FLEX 200	UV-PRO PLASTIC HG	UV-PRO COATING	UV-PRO AKTIV	UV-PRO MAX	UV-PRO PLUS	UV-PRO KEYBOARD VARNISH	UV-PRO SCRATCH OFF	UV-PRO 3D VARNISH
	METALLIC EFFECTS	✓	✓	✓	✓	✓	✓	✓	✓	✓	✓	✓		
REACTIVE THINNER						✓		✓		✓		✓		
LEVELLING AGENT 25	✓	✓	✓	✓	✓	✓	✓	✓	✓	✓	✓			✓
THINNER T87	✓	✓	✓	✓	✓	✓	✓	✓	✓	✓	✓	✓	✓	✓
HARDENER H50	✓			✓	✓		✓	✓	✓	✓	✓	✓		
HARDENER HX29	✓	✓	✓		✓					✓				
HARDENER HX30														
UV ACCELERATOR 31	✓	✓	✓	✓	✓	✓	✓	✓	✓	✓	✓			
PI COLOR 37	✓	✓	✓	✓	✓	✓	✓	✓	✓	✓	✓			
PI COLOR 98	✓	✓	✓	✓	✓	✓	✓	✓	✓	✓	✓			
PI LED 53		✓	✓											
PHOTO INITIATOR 70	✓	✓	✓	✓	✓	✓	✓	✓	✓	✓	✓			✓
SOLVENT ECO	✓	✓	✓	✓	✓	✓	✓	✓	✓	✓	✓			
SOLVENT S10	✓	✓	✓	✓	✓	✓	✓	✓	✓	✓	✓			
OBAPOWDER B37	✓	✓	✓	✓	✓	✓	✓	✓	✓	✓	✓			
OBAPASTE B00	✓	✓	✓	✓	✓	✓	✓	✓	✓	✓	✓			
MESH OPENER	✓	✓	✓	✓	✓	✓	✓	✓	✓	✓	✓			
FLUO	✓	✓	✓	✓	✓	✓	✓	✓	✓	✓	✓			
LUMINESCENT POWDER	✓	✓	✓	✓	✓	✓	✓	✓	✓	✓	✓			
PHOSPHORIZING POWDER	✓	✓	✓	✓	✓	✓	✓	✓	✓	✓	✓			
SAND POWDER	✓	✓	✓	✓	✓	✓	✓	✓	✓	✓	✓			
THINNER S, M, F														
THINNER SECURE S, M, F														
RETARDER														
THINNER PHOTO S, F														
THINNER 01 S, M, F														
THINNER 02 S, M, F														
HARDENER H01														
HARDENER H01 GLASS														
PRIMER PP 01														
SEPARATION VARNISH														

additives specification

ADDITIVE \ INK	SCREEN-PRO SECURE	SCREEN-PRO GLASS	SCREEN-PRO COMPLEX	SCREEN-PRO MATT HR	TAMPO-PRO GLASS	TAMPO-PRO COMPLEX	TAMPO-PRO ROTO	TAMPO-STD HARD	TAMPO-STD SOFT	TAMPO-STD GADGET	TAMPO-STD PP
METALLIC EFFECTS											
REACTIVE THINNER											
LEVELLING AGENT 25					✓	✓					
THINNER T87											
HARDENER H50						✓					
HARDENER HX29					✓						
HARDENER HX30		✓									
UV ACCELERATOR 31											
PI COLOR 37											
PI COLOR 98											
PI LED 53											
PHOTO INITIATOR 70											
SOLVENT ECO	✓		✓	✓							
SOLVENT S10	✓				✓		✓				
OBAPOWDER B37											
OBAPASTE B00											
MESH OPENER	✓										
FLUO											
LUMINESCENT POWDER											
PHOSPHORIZING POWDER											
SAND POWDER											
THINNER S, M, F		✓	✓	✓	✓	✓					
THINNER SECURE S, M, F	✓										
RETARDER		✓									
THINNER ROTO S, F							✓				
THINNER 01 S, M, F								✓		✓	✓
THINNER 02 S, M, F									✓		
HARDENER H01								✓	✓	✓	✓
HARDENER H01 GLASS								✓			
PRIMER PP 01											
SEPARATION VARNISH											

additives

METALLIC EFFECTS

Additives for UV screen printing inks, utilized to achieve a metallic effect in all application areas.

REACTIVE THINNER

Reactive Thinner designed for UV inks, positively impacting the enhancement of ink adhesion to substrates, while not affecting the ink's lifespan.

LEVELLING AGENT 25

An additive that enhances the flowability of ink during the printing process and evens out its level by adjusting surface tension.

THINNER T 87

The standard solvent used for UV inks, applied when there's a need to reduce the viscosity of the ink.

HARDENER H 50

A UV ink hardener enhancing adhesion to substrates, specifically formulated for plastics. Capacity: 200ml.

HARDENER HX 29


A UV ink hardener that improves adhesion to substrates. Essential for printing on glass and metal surfaces. Capacity: 200ml.

HARDENER HX 30

A UV ink hardener that improves adhesion to substrates. Essential for printing on glass. Capacity: 200ml.

UV ACCELERATOR 31

The standard thinner for UV inks, used when there's a need to decrease the viscosity of the ink.



PI COLOR 37

A photoinitiator intended for curing with both UV LED and UV lamps.

PI COLOR 98

A photoinitiator designed for curing with both UV LED and UV lamps, featuring a neutral hue specifically tailored for white inks and coatings. It exhibits higher reactivity compared to PI COLOR 37.

PI LED 53

A substance designed solely for curing using UV LED lamps.

PHOTO INITIATOR 70

A photoinitiator that facilitates and shortens the UV light curing time.

SOLVENT ECO

Eco-friendly UV inks and solvent inks remover

SOLVENT S10

Eco-friendly UV inks and solvent inks remover.

OB. POWDER B37

Additive in the form of powder causing paint visibility under selective UV light.

OB. PASTE B00

An additive in the form of paste that enhances the visibility of ink under selective UV light.

MESH OPENER

Remover for heavily soiled screens with dried paint.



additives

FLUO

An additive for creating fluorescent colors that reflect even the smallest amount of light. Available in 8 colors.

LUMINESCENT POWDER

An additive for UV inks to achieve luminescent effect.

PHOSPHORIZING POWDER

An additive for UV inks to achieve glow-in-the-dark effects, characterized by extended longevity and ideally suited for warning and evacuation signs.

SAND POWDER

A substance providing a sandblasting effect.

THINNER S, M, F

Thinner S, M, F (slow, medium, fast) - used depending on the prevailing printing conditions.

THINNER SECURE S, M, F

Thinner Secure S, M, F (slow, medium, fast) - used depending on the prevailing printing conditions.

RETARDER

Retardant solvent.



THINNER ROTO S, F

Thinner Roto S, F (slow, fast) - used depending on the prevailing printing conditions in a rotary pad printing.

THINNER 01 S, M, F

Thinner S, M, F (slow, medium, fast) - used depending on the prevailing printing conditions.

THINNER 02 S, M, F

Thinner S, M, F (slow, medium, fast) - used depending on the prevailing printing conditions.

HARDENER H01

A UV ink hardener that improves adhesion to substrates.

HARDENER H01 GLASS

A UV ink hardener that improves adhesion to substrates. Essential for printing on glass and metal.

PRIMER PP 01

Additive for manual activation of PP substrate.



screen printing consumables



SCREENS

We offer a variety of products tailored to various requirements and needs. We manufacture custom screens according to customer needs. We approach each order individually to fully meet your criteria.



SQUEEGEES

Keller provides high-quality squeegee rubber fills for screen printing, available in various hardness levels. Our diverse range simplifies the selection process, ensuring you find the perfect fit for your printers and jobs. Keller's squeegee rubber fills guarantee consistent ink distribution and accurate image reproduction on substrates, making them an excellent choice for Keller printers and other printing machine brands.



CHEMICALS

Keller's screen printing chemicals is the best way for a fast screen coating and superior printing quality. Keller also supplies universal polymer emulsions for solvent inks, water-borne inks, and UV-sensitive inks. The emulsion subrange is, naturally, complemented by cleaners and emulsion removers.



HOLDERS

Each holder fixture is fabricated to match the workpieces provided by the customer and in full compliance to customer's specifications. Keller offers proprietary workpiece fixture systems. Our case-by-case approach philosophy and years of practical experience guarantee efficient production of the right tooling for you.


pad printing consumables

PLATES



In our offer, you will find a broad range of the highest quality pad printing plates, including steel, polymer, laser or rotary plates (rollers). The plates we make are ideal for printing on various types of surfaces, such as plastics, glass or metal.

SILICONE PADS



We produce silicone pads for pad printing. Our studio may produce silicone pads for you in any shape, with adequately selected parameters: hardness, printing surface, type of silicone and shape.

INK BOXES AND RINGS



Ink boxes and rings for pad printing, working with KELLER printing machines and devices of other brands. We will adjust the ink box to allow stable, precise and fast operation of the printing machine. Available in all sizes: closed round or oval ink box, and round and oval ceramic or carbide (sintered) rings.

HOLDERS



A properly made fixing jig is a key element in the printing process. We make each holder based on the details received from the customer. We have our own proprietary fixturing systems and our individual approach and extensive experience allow us to efficiently make the right fixture.

AUXILIARY MATERIALS



We also offer ink removers, cleaning tapes, ink mixing spatulas, cups, tools for changing the ink box - matrix assembly and others.

note

Horizontal dotted lines for note-taking.

HEADQUARTERS

KELLER poligrafia dla przemysłu sp. z o.o. sp.k.

Polna Street 9, 62-070 Dąbrówka near Poznań

www.e-keller.pl

e-mail: contact@e-keller.pl

phone. +48 662 801 818

EUROPEAN KEY ACCOUNT MANAGER

Claudio Moffa

e-mail: c.moffa@e-keller.pl

phone. +39 376 073 4734